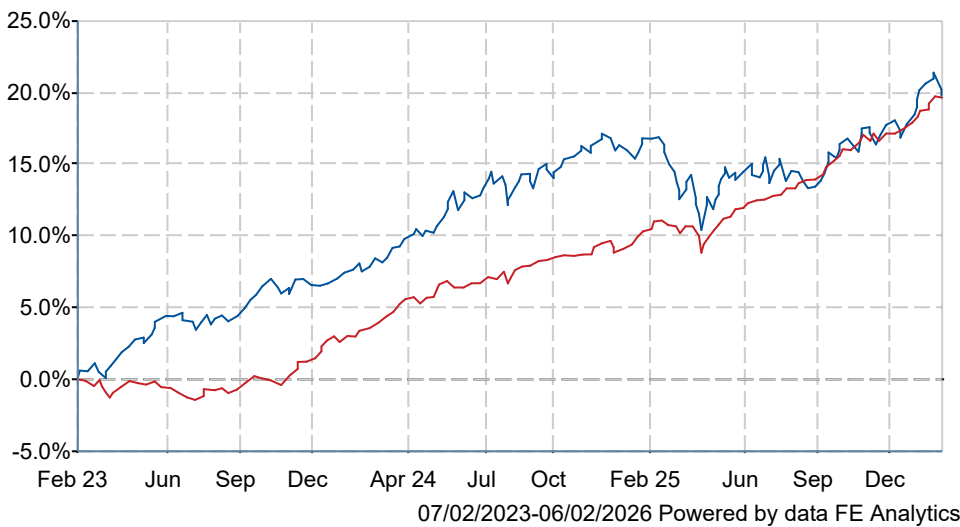




BlackRock UK Absolute Alpha D Acc

What is the Fund's objective?

The Fund aims to achieve positive absolute returns on your investment (i.e. an increase in the overall value of the Fund) over a period of 12 months regardless of market conditions. As such, the Fund will not be managed against any United Kingdom (UK) equity index. The Fund will be managed with the aim of delivering absolute (more than zero) returns on a 12 month basis in any market conditions. However, an absolute return is not guaranteed over a 12 month or any period and the Fund may experience periods of negative return. The Fund's capital is at risk. The Fund aims to gain investment exposure to equity securities (e.g. shares) and equity-related securities of, or giving exposure to, companies incorporated or listed in the UK. At least 50% of the Fund's gross investment exposure will at all times be in companies incorporated in the UK. The Fund may also gain exposure on an ancillary basis, up to 20% of its gross investment exposure, to equities issued by companies that are not incorporated or listed in the UK. Gross investment exposure is a measure of the Fund's total market exposure, calculated by aggregating the absolute exposure of each investment position of the Fund including both long positions (i.e. the purchase of an asset by the Fund with the expectation the asset will rise in value) and short positions (as further described below) but excluding cash.

Cumulative Performance




	3m	6m	1yr	3yrs	5yrs
 BlackRock UK Absolute Alpha D Acc	+1.9	+4.8	+2.3	+19.7	+29.1
 IA Targeted Absolute Return	+2.4	+5.3	+7.8	+19.6	+24.3

Fund Information

Sector	IA Targeted Absolute Return
Asset Class	Equity
Launch Date	29-Apr-2005
Fund Size	£97.1m / \$132.2m (30-Jan-2026)
Fund Manager	Oliver Dixon Dan Whitestone

How does FE fundinfo rate this fund?

FE fundinfo Crown Rating	
Risk Score	42

Investment Details

Initial Charge	0.00%
Annual Charges	0.75%
Note to charges	Initial Charges: max.;
Minimum Initial Investment	£ 100,000
Minimum Additional Investment	£ 100
Dividend Policy	Mar 01 (Final), Sep 01

Prices

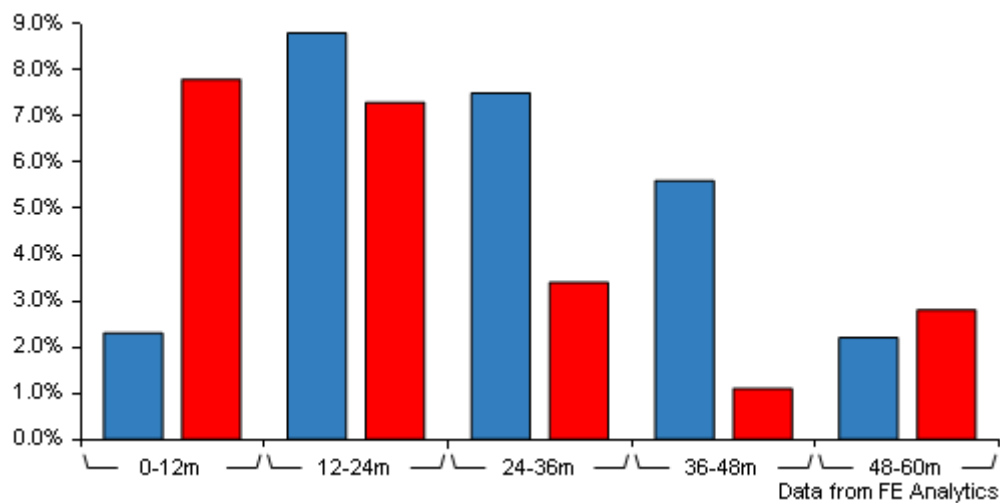
Unit Type	ACC
Bid	197.55(GBX)
Offer	197.79(GBX)
Price Date	06 Feb 2026
Yield	2.43

Codes

Citicode	FMP0
SEDOL	B5ZNQ99
ISIN	GB00B5ZNQ990

BlackRock UK Absolute Alpha D Acc

Discrete Performance



	0-12m	12m-24m	24m-36m	36m-48m	48m-60m
BlackRock UK Absolute Alpha D Acc	+2.3	+8.8	+7.5	+5.6	+2.2
IA Targeted Absolute Return	+7.8	+7.3	+3.4	+1.1	+2.8

All prices in Pence Sterling (GBX) unless otherwise specified. Price total return performance figures are calculated on a bid price to bid price basis (mid to mid for OEICs) with net income (dividends) reinvested. Performance figures are shown in Pound Sterling (GBP).

Contact Details

Address 12 Throgmorton Avenue,
London, EC2N 2DL

Telephone numbers 0800 445 522 (Main
Number)

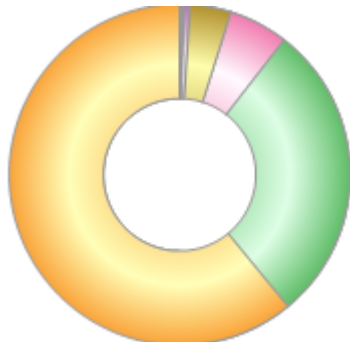
Website www.blackrock.co.uk

Email uk.investor@blackrock.com

BlackRock UK Absolute Alpha D Acc

Asset Allocation (31 Dec 2025)

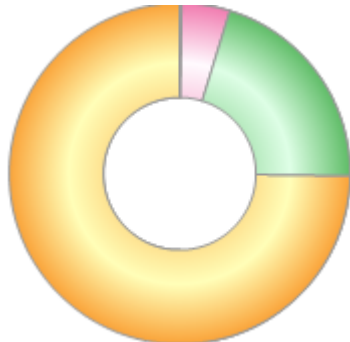
Rank	Asset Classes	%
1	Money Market	61.46
2	UK Equities	28.84
3	US Equities	5.73
4	Others	3.92
5	Danish Equities	0.55
6	Italian Equities	0.23
7	Swiss Equities	0.18
8	Cash & Cash Equivalents	0.04
9	Foreign Exchange	0.00
10	Others	-0.95



Powered by data from FE fundinfo

Regional Breakdown (31 Dec 2025)

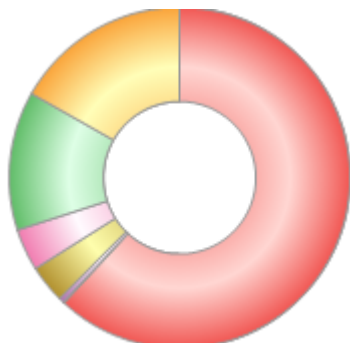
Rank	Regions	%
1	Europe	75.53
2	UK	20.62
3	Ireland	4.62
4	Italy	0.23
5	International	0.04
6	Denmark	0.03
7	Switzerland	0.02
8	USA	-0.15
9	France	-0.41
10	Germany	-0.54



Powered by data from FE fundinfo

Sector Breakdown (31 Dec 2025)

Rank	Sectors	%
1	Financials	17.25
2	Industrials	13.59
3	Basic Materials	4.06
4	Technology	3.74
5	Health Care	0.45
6	Utilities	0.09
7	Consumer Services	-0.42
8	Telecommunications	-0.82
9	Consumer Goods	-1.69
10	Others	63.75



Powered by data from FE fundinfo

Top Holdings (31 Dec 2025)

Rank	Largest Holdings	%
1	ROSEBANK INDUSTRIES PLC	3.48
2	BABCOCK INTERNATIONAL GROUP PLC	3.38

BlackRock UK Absolute Alpha D Acc

Rank	Largest Holdings	%
3	CRH PLC	2.64
4	LLOYDS BANKING GROUP PLC	2.63
5	LONDON STOCK EXCHANGE GROUP PLC	2.61
6	MICROSOFT CORPORATION	2.54
7	ROLLS-ROYCE HOLDINGS PLC	2.27
8	GREAT PORTLAND ESTATES PLC	2.15
9	WEIR GROUP PLC	1.76
10	TESCO PLC	1.74