Scottish Widows Discovery Solution Pension

Fund objective

To provide capital growth through investment in other funds to provide exposure to a mix of asset classes. Between 20% and 55% of the Fund will provide exposure to fixed interest securities. This will include sterling denominated investment grade bond funds which may consist of corporate and UK government bonds, covered bonds and index-linked bonds. It may also invest in overseas corporate and government bond funds and high yield bond funds. Between 20% and 55% of the Fund will provide exposure to shares. This may include UK, overseas and emerging markets shares. A maximum of 25% of the Fund will provide exposure to property. This may include UK and overseas property funds. The Fund may also provide exposure to absolute return strategies, private equity, commodities and (directly or indirectly) cash and cash like investments. Scottish Widows determines the percentage of the Fund normally allocated to each asset class based on its medium to long term outlook for that asset class. Scottish Widows may review and change this from time to time based on their view at that time. The Fund Manager may make shorter term changes to the above, by allocating more or less to specific asset classes, based on their short term view of the asset class. The underlying funds used by the Fu... (Please refer to the Trustnet Factsheet or the Provider's Own Factsheet for the full Fund Objective)

Detailed fund information

Unit name	Scottish Widows Discovery Solution Pension
FE fundinfo Crown Rating	
Sector	Specialist
Domicile	United Kingdom
Fund currency	GBX
Unit currency	GBX
Launch date	24-Oct-2005
Fund size (as at 31-Oct-2026)	£17.8m
Primary asset class	Mixed Asset
Inc / Acc	Income

Price and charges

Bid price	(as at 24-Nov-2026)	GBX 212.70
Offer price	(as at 24-Nov-2026)	GBX 212.70
Initial charge		n/a
Annual charge		1.30%

Codes

Citicode	TP37
ISIN	GB00B0GT5495

Management information

Fund manager	Philip Chandler
Start date	24-Apr-2020
Address	Scottish Widows, PO Box 24171, 69 Morrison Street, Edinburgh
Tel	0131 655 6000 (Enquiries)
Website	http://www.scottishwidows.co.uk

Past performance overview fund vs. sector

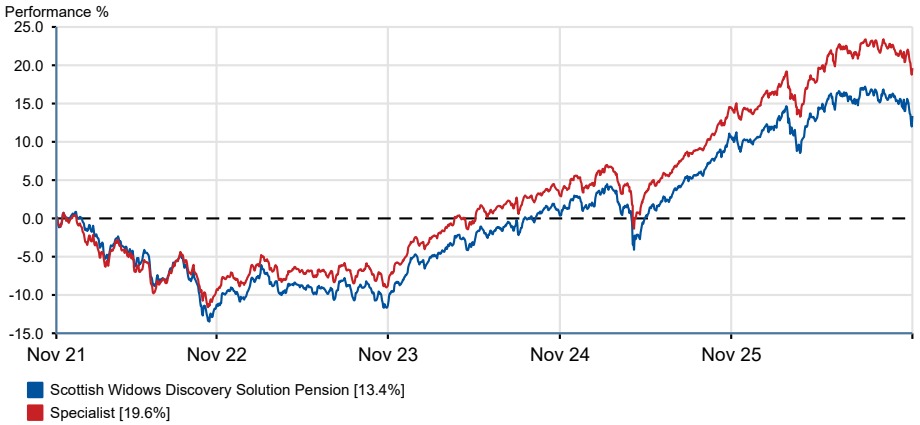

24/11/2021 - 24/11/2026 Powered by data from FE fundinfo

Cumulative performance (%)

	YTD	3m	6m	1y	3ys	5ys
Scottish Widows Discovery Solution Pension	+2.5	-2.5	-1.3	+4.0	+24.0	+13.4
Specialist	+4.3	-2.4	-0.5	+5.9	+27.2	+19.6

Discrete performance (%)

	YTD	2025	2024	2023	2022	2021
Scottish Widows Discovery Solution Pension	+2.5	+9.3	+6.2	+6.4	-10.8	+7.8
Specialist	+4.3	+10.3	+6.5	+6.5	-8.7	+6.9

Growth of £1000 over 3 years

Total return performance of the fund rebased to 1000. Your actual return would be reduced by the cost of buying and selling the fund, and inflation.

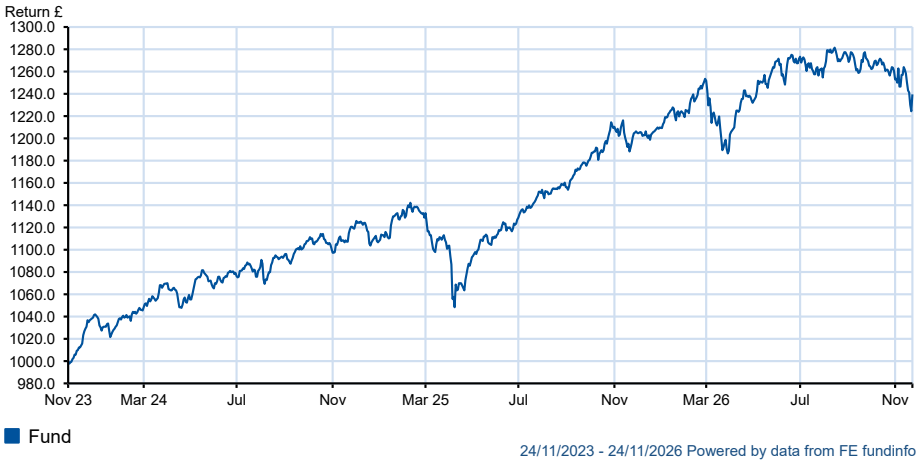

24/11/2023 - 24/11/2026 Powered by data from FE fundinfo

All prices in Pence Sterling (GBX) unless otherwise specified. Price performance figures are calculated on a bid price to bid price basis with net income (dividends) reinvested. Performance figures are shown in Sterling.

Source: FE fundinfo You should not use past performance as a suggestion of future performance. It should not be the main or sole reason for making an investment decision. The value of investments and any income from them can fall as well as rise. You may not get back the amount you invested. Tax concessions are not guaranteed their value will depend on individual circumstances and may change in the future. Fund performance data is based on a (bid to bid) basis and doesn't take into account fees and expenses which are specific to individual plans. Details are available on request.

Scottish Widows Discovery Solution Pension

Asset allocation

Key	Rank	Asset class	% of Fund (30.09.2026)
A	1	Global Fixed Interest	24.2
B	2	Global Equities	21.0
C	3	UK Fixed Interest	18.6
D	4	North American Equities	8.1
E	5	Property Shares	4.9
F	6	Global Emerging Market Equities	4.6
G	7	Money Market	4.4
H	8	Futures	4.1
I	9	UK Equities	3.5
J	10	Europe ex UK Equities	3.2
K	11	Commodity & Energy	1.8
L	12	Japanese Equities	1.0
M	13	Asia Pacific ex Japan Equities	0.6
N	14	Alternative Investment Strategies	0.0

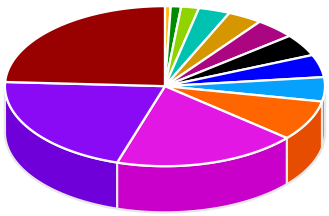

Regional breakdown

No Breakdown Data available

Sector breakdown

No Breakdown Data available

Top ten holdings

Rank	Holding	% of Fund (30.09.2026)
1	SCOTTISH WIDOWS UNIT TRUST MANAGERS CORPORATE BOND 1 W ACC	9.6
2	SCOTTISH WIDOWS UNIT TRUST MAN US EQUITY TRACKER X PENS ACC	8.1
3	BCIF GLB CORP BOND ESG INSIGHTS	8.0
4	SWIIB DEV GOVT BND TRKR FUND W ACC	7.6
5	SW CORP BOND W ACC	6.7
6	BLACKROCK INVESTMENT MGMT (UK) ACS CLIMATE TRANSITION WLD EQ X1 GBP ACC	6.4
7	EURO-BTP (ITALY GOVT) DEC 26 (IKZ6)	5.1
8	HALFX UK PRPTY FND 1 ACC GBP	4.9
9	SCHRODER INTERNATIONAL SELECT FD EMERGING MARKET BOND I GBP ACC HEDGED	4.8
10	SW UT MGR GLOBAL GROWTH X ACC	4.3

Trustnet
Powered by FE fundinfo

© Trustnet Limited 2026 Trustnet is a free website devoted exclusively to research, and does not offer any transactional facilities to its users, or offer any advice on investments.The Institute of Company Secretaries and Administrators (ICSA) Registrars Group has issued an official warning to investors to beware of fraudulent use of authorised firms' logos and trademarks by illegitimate and illegal trading operations or 'boiler rooms'. Data supplied in conjunction with Thomson Financial Limited, London Stock Exchange Plc, StructuredRetailProducts.com and ManorPark.com, All Rights Reserved. Please read our Disclaimer and Privacy Policy.