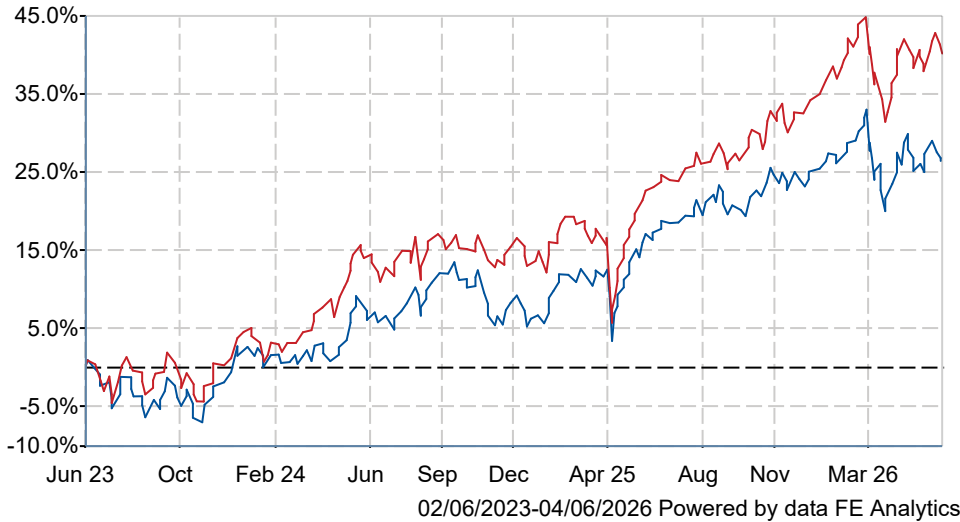


# Jupiter Responsible Income I Acc

## What is the Fund's objective?

To provide income (with the prospect of capital growth) in order to achieve a return, net of fees, higher than that provided by the FTSE4Good UK Index over the long term (at least five years). The sustainability objective is to invest in companies that have the potential to achieve net zero carbon dioxide equivalent (CO2e) emissions ("Net Zero") by 2050.


## Cumulative Performance



	3m	6m	1yr	3yrs	5yrs
Jupiter Responsible Income I Acc	-1.6	+1.6	+7.7	+26.4	+32.7
IA UK Equity Income	-0.4	+5.1	+13.7	+40.1	+46.7
Rank within sector	48 / 65	54 / 65	54 / 65	56 / 64	49 / 63
Quartile	3	4	4	4	4

Sector	IA UK Equity Income
Asset Class	Equity
Launch Date	22-Nov-1999
Fund Size	£131.9m / \$177.2m (04-Jun-2026)
Fund Manager	James Moir

## How does FE fundinfo rate this fund?

FE fundinfo Crown Rating	
Risk Score	<b>87</b>

## Investment Details

Initial Charge	0.00%
Annual Charges	n/a
Note to charges	n/a
Minimum Initial Investment	£ 1,000,000
Minimum Additional Investment	£ 50,000
Dividend Policy	Apr 01, Oct 01 (Final)

## Prices

Unit Type	ACC
Mid	177.36(GBX)
Price Date	04 Jun 2026
Yield	4.05

## Codes

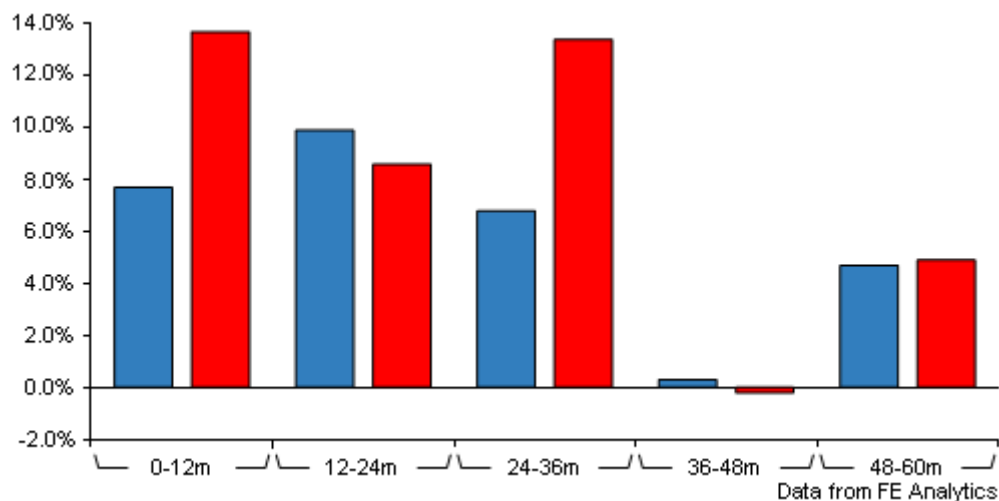
Citicode	09PM
SEDOL	B40TGH3
ISIN	GB00B40TGH32

## Contact Details

Address	The Zig Zag Building, 70 Victoria Street, London, SW1E 6SQ
Telephone numbers	8005614000 (Main Number)
Website	<a href="http://www.jupiteram.com">www.jupiteram.com</a>

# Jupiter Responsible Income I Acc

## Discrete Performance



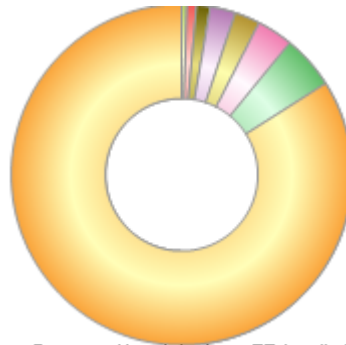
	0-12m	12m-24m	24m-36m	36m-48m	48m-60m
Jupiter Responsible Income I Acc	+7.7	+9.9	+6.8	+0.3	+4.7
IA UK Equity Income	+13.7	+8.6	+13.4	-0.2	+4.9
Rank within sector	54 / 65	27 / 64	63 / 64	32 / 64	38 / 63
Quartile	4	2	4	2	3

All prices in Pence Sterling (GBX) unless otherwise specified. Price total return performance figures are calculated on a bid price to bid price basis (mid to mid for OEICs) with net income (dividends) reinvested. Performance figures are shown in Pound Sterling (GBP).

# Jupiter Responsible Income I Acc

## Asset Allocation (28 Feb 2026)

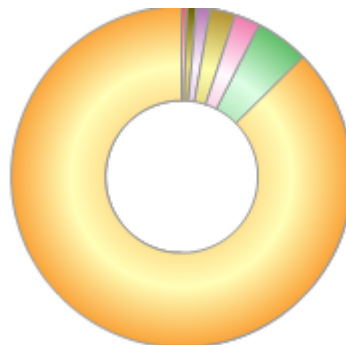
Rank	Asset Classes	%
1	UK Equities	83.96
2	US Equities	5.10
3	European Property Shares	3.37
4	French Equities	2.43
5	Italian Equities	2.43
6	Money Market	1.25
7	Irish Equities	0.90
8	New Zealand Equities	0.54



Powered by data from FE fundinfo

## Regional Breakdown (28 Feb 2026)

Rank	Regions	%
1	UK	87.34
2	USA	5.10
3	France	2.43
4	Italy	2.43
5	Cash & Cash Equivalents	1.25
6	Ireland	0.90
7	New Zealand	0.54



Powered by data from FE fundinfo

## Sector Breakdown (30 Apr 2026)

Rank	Sectors	%
1	Financials	26.40
2	Utilities	15.70
3	Health Care	12.40
4	Industrials	10.20
5	Consumer Staples	8.20
6	Consumer Discretionary	8.00
7	Telecommunications	5.30
8	Real Estate	4.40
9	Technology	4.20
10	Others	5.20



Powered by data from FE fundinfo

## Top Holdings (31 Mar 2026)

Rank	Largest Holdings	%
1	Astrazeneca Plc	7.89
2	Unilever Plc	4.91

# Jupiter Responsible Income I Acc

Rank	Largest Holdings	%
3	Sse Plc	4.03
4	National Grid Plc	3.73
5	London Stock Exchange Group	3.45
6	Reckitt Benckiser Group Plc	3.27
7	Legal And General Group Plc	2.93
8	Lloyds Banking Group Plc	2.90
9	Standard Life Plc	2.88
10	BT Group Plc	2.85