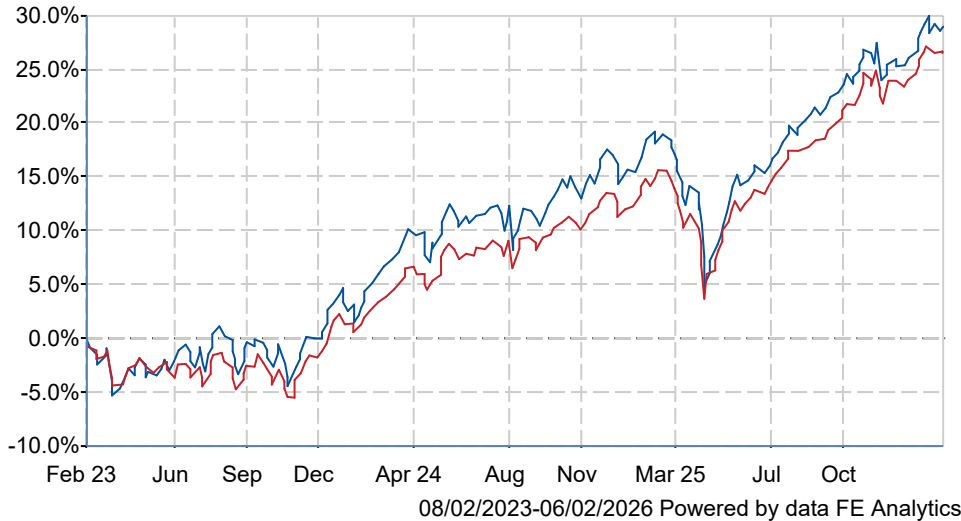




# Liontrust MA Explorer 85 S Acc

## What is the Fund's objective?

The Fund aims to generate capital growth and income over the long term (5 years or more)

## Cumulative Performance



|   | 3m        | 6m        | 1yr       | 3yrs     | 5yrs     |
|---|-----------|-----------|-----------|----------|----------|
|  Liontrust MA Explorer 85 S Acc    | +1.9      | +7.9      | +9.3      | +27.9    | +37.2    |
|  IA Mixed Investment 40-85% Shares | +2.0      | +7.7      | +9.7      | +26.5    | +31.4    |
| Rank within sector  | 112 / 224 | 117 / 220 | 128 / 214 | 96 / 192 | 70 / 178 |
| Quartile  | 2         | 3         | 3         | 2        | 2        |

## Fund Information

|              |                                      |
|--------------|--------------------------------------|
| Sector       | IA Mixed Investment<br>40-85% Shares |
| Asset Class  | Mixed Asset                          |
| Launch Date  | 12-Nov-2001                          |
| Fund Size    | £80.6m / \$109.8m<br>(06-Feb-2026)   |
| Fund Manager | Multi-Asset<br>investment team       |

## How does FE fundinfo rate this fund?

FE fundinfo Crown  
Rating



Risk Score

73

## Investment Details

|                               |                        |
|-------------------------------|------------------------|
| Initial Charge                | n/a                    |
| Annual Charges                | 0.55%                  |
| Note to charges               | n/a                    |
| Minimum Initial Investment    | £ 1,000,000            |
| Minimum Additional Investment | £ 500                  |
| Dividend Policy               | Jan 01 (Final), Jul 01 |

## Prices

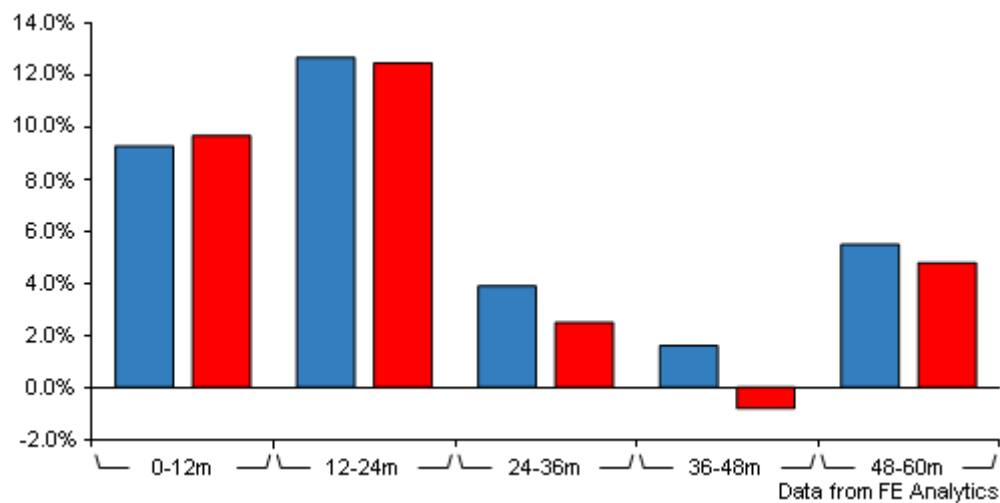
|            |             |
|------------|-------------|
| Unit Type  | ACC         |
| Mid        | 248.43(GBX) |
| Price Date | 06 Feb 2026 |
| Yield      | 1.35        |

## Codes

|          |              |
|----------|--------------|
| Citicode | JMML         |
| SEDOL    | BCZW695      |
| ISIN     | GB00BCZW6950 |

# Liontrust MA Explorer 85 S Acc

## Discrete Performance



|  | 0-12m     | 12m-24m   | 24m-36m  | 36m-48m  | 48m-60m  |
|--|-----------|-----------|----------|----------|----------|
| <div>Liontrust MA Explorer 85 S Acc</div>    | +9.3      | +12.7     | +3.9     | +1.6     | +5.5     |
| <div>IA Mixed Investment 40-85% Shares</div> | +9.7      | +12.5     | +2.5     | -0.8     | +4.8     |
| Rank within sector                           | 128 / 214 | 104 / 208 | 64 / 192 | 40 / 184 | 92 / 178 |
| Quartile                                     | 3         | 2         | 2        | 1        | 3        |

All prices in Pence Sterling (GBX) unless otherwise specified. Price total return performance figures are calculated on a bid price to bid price basis (mid to mid for OEICs) with net income (dividends) reinvested. Performance figures are shown in Pound Sterling (GBP).

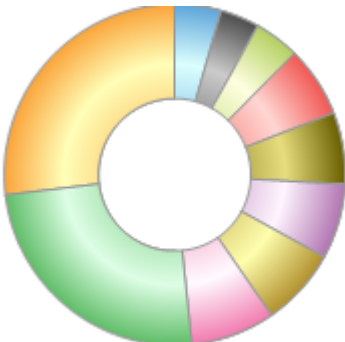
## Contact Details

|                   |  |
|-------------------|--|
| Address           | 2 Savoy Court,<br>London, United<br>Kingdom, WC2R 0EZ          |
| Telephone numbers | 020 7412 1700 (Main<br>Number)                                 |
| Website           | <a href="http://www.liontrust.com">www.liontrust.com</a>       |
| Email             | <a href="mailto:info@liontrust.co.uk">info@liontrust.co.uk</a> |

# Liontrust MA Explorer 85 S Acc

## Asset Allocation (30 Jan 2026)

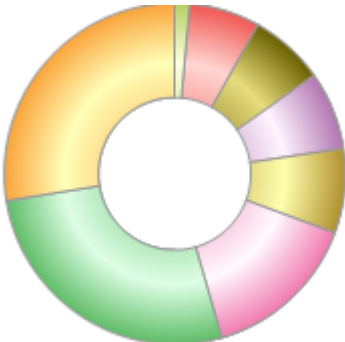
| Rank | Asset Classes                    | %     |
|------|----------------------------------|-------|
| 1    | North American Equities          | 26.86 |
| 2    | UK Equities                      | 24.74 |
| 3    | Global Emerging Market Equities  | 8.04  |
| 4    | Europe ex UK Equities            | 7.40  |
| 5    | Japanese Equities                | 7.09  |
| 6    | Global Fixed Interest            | 6.81  |
| 7    | Asia Pacific Equities            | 6.74  |
| 8    | Global High Yield Fixed Interest | 4.25  |
| 9    | Alternative Assets               | 3.72  |
| 10   | Others                           | 4.35  |



Powered by data from FE fundinfo

## Regional Breakdown (30 Jan 2026)

| Rank | Regions                 | %     |
|------|-------------------------|-------|
| 1    | UK                      | 27.53 |
| 2    | North America           | 26.86 |
| 3    | International           | 14.92 |
| 4    | Global Emerging Markets | 8.04  |
| 5    | Europe                  | 7.40  |
| 6    | Japan                   | 7.09  |
| 7    | Asia Pacific ex Japan   | 6.74  |
| 8    | Cash & Cash Equivalents | 1.43  |
|      |                         |       |
|      |                         |       |



Powered by data from FE fundinfo

## Top Holdings (30 Jan 2026)

| Rank | Largest Holdings   | %     |
|------|--|-------|
| 1    | Liontrust UK Equity Fund                                     | 10.89 |
| 2    | IFSL Evenlode Investment Funds - Income                      | 5.93  |
| 3    | HSBC Index Tracker Investment Funds - American Index         | 5.45  |
| 4    | Natixis Intl. Fds. (Lux) I - Loomis Sayles US Growth Eq. Fd. | 5.26  |
| 5    | Invesco UK Inv. Ser. - UK Growth Fund (UK)                   | 5.09  |
| 6    | JOHCM UK - Dynamic   | 5.06  |
| 7    | Artemis Smart GARP Global Emerging Markets                   | 4.83  |
| 8    | M&G Investment Funds (1) OEIC - Japan Fund                   | 4.27  |
| 9    | Liontrust Global Funds plc - Liontrust GF High Y             | 4.25  |
| 10   | Brown Advisory Funds Plc - Beutel Goodman US Value Fund      | 4.12  |