

Aviva Pen Baillie Gifford American FP Pn

Fund objective

Aims to outperform (after deduction of costs) the S&P 500 Index, as stated in sterling, over rolling five-year periods. It will invest at least 90% in shares of US companies being those which are listed, incorporated, domiciled or conducting a significant portion of their business in the US. It may also invest in other transferable securities of US companies, money market instruments, deposits and cash.

Detailed fund information

Unit name Aviva Pen Baillie Gifford American FP Pn

FE fundinfo Crown Rating ★★★★★

Sector North America Equities

Domicile United Kingdom

Fund currency GBX

Unit currency GBX

Launch date 30-Jan-2007

Fund size (as at 31-Mar-2026) £75.7m

Primary asset class Equity

Inc / Acc Accumulating

Price and charges

Mid price (as at 02-Apr-2026) GBX 1063.00

Initial charge n/a

Annual charge n/a

Codes

Citicode O966

ISIN GB00B1FMP359

Management information

Fund manager Start date

Gary Robinson 01-May-2014

Tom Slater 04-Jan-2016

Kirsty Gibson 01-Jan-2018

Dave Bujnowski 01-Jun-2020

Lillian Li 31-Jan-2026

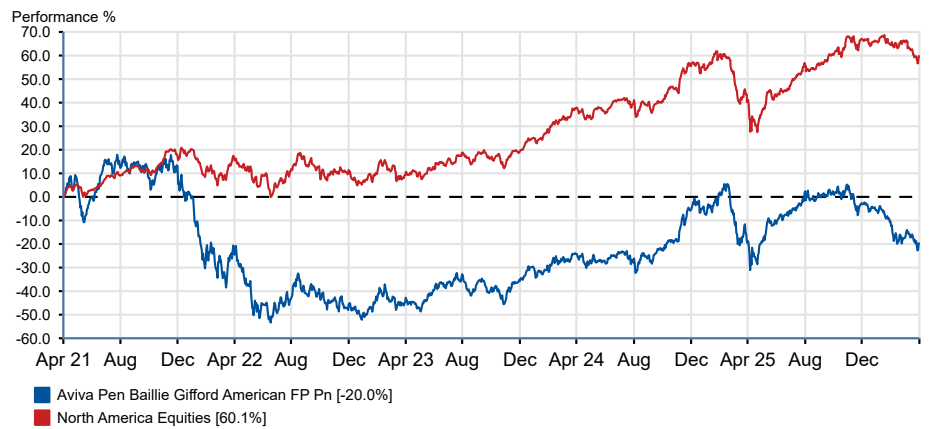
Address Aviva Life Services UK Limited, Wellington Row, York

Tel 0800 068 6800 (Main Number)

Website www.aviva.co.uk

Email contactus@aviva.com

Past performance overview fund vs. sector



Cumulative performance (%)

	YTD	3m	6m	1y	3ys	5ys
Aviva Pen Baillie Gifford American FP Pn	-15.4	-14.7	-21.5	+1.4	+39.9	-20.0
North America Equities	-3.6	-3.4	-0.9	+16.0	+44.7	+60.1

Discrete performance (%)

	YTD	2025	2024	2023	2022	2021
Aviva Pen Baillie Gifford American FP Pn	-15.4	+2.0	+31.6	+41.6	-50.4	-2.4
North America Equities	-3.6	+7.9	+23.1	+17.6	-11.5	+27.0

Growth of £1000 over 3 years

Total return performance of the fund rebased to 1000. Your actual return would be reduced by the cost of buying and selling the fund, and inflation.

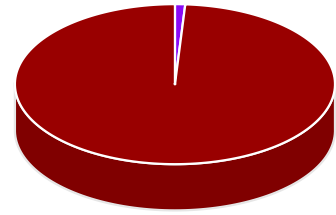


■ Fund

All prices in Pence Sterling (GBX) unless otherwise specified. Price performance figures are calculated on a bid price to bid price basis with net income (dividends) reinvested. Performance figures are shown in Sterling.

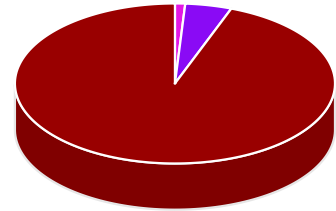
Asset allocation

Key	Rank	Asset class	% of Fund (28.02.2026)
A	1	North American Equity	99.0
B	2	Cash	1.0



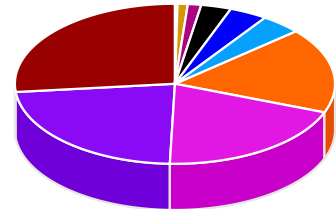
Regional breakdown

Key	Rank	Region	% of Fund (28.02.2026)
A	1	United States	94.3
B	2	Canada	4.7
C	3	Cash and Deposits	1.0



Sector breakdown

Key	Rank	Sector	% of Fund (28.02.2026)
A	1	Information Technology	26.6
B	2	Consumer Discretionary	22.9
C	3	Health Care	19.7
D	4	Communication Services	17.2
E	5	Financials	4.1
F	6	Industrials	3.8
G	7	Real Estate	3.1
H	8	Materials	1.4
I	9	Cash	1.0
J	10	Consumer Staples	0.3



Top ten holdings

Rank	Holding	% of Fund (28.02.2026)
1	Amazon.com	7.9
2	Meta Platforms	7.5
3	NVIDIA	6.7
4	Netflix	5.1
5	Cloudflare	4.9
6	Shopify	4.7
7	DoorDash	3.7
8	Guardant Health	3.0
9	Tesla Inc	3.0
10	The Ensign Group, Inc.	2.9