

# Janus Henderson Global Equity Income I Inc

## What is the Fund's objective?

The Fund aims to provide an income in excess of 80% of the income generated by the MSCI ACWI High Dividend Yield Index over any 3 year period with the potential for capital growth over the long term (5 years or more).

## Cumulative Performance




	3m	6m	1yr	3yrs	5yrs
Janus Henderson Global Equity Income I Inc	+2.4	+9.1	+30.0	+34.9	+54.5
IA Global Equity Income	+1.2	+6.3	+21.1	+35.8	+53.7
Rank within sector	25 / 56	21 / 56	13 / 55	27 / 52	28 / 47
Quartile	2	2	1	3	3

## Fund Information

Sector	IA Global Equity Income
Asset Class	Equity
Launch Date	01-Feb-2002
Fund Size	£712.3m / \$960.0m (14-Apr-2026)
Fund Manager	Andrew Jones Ben Lofthouse Faizan Baig

## How does FE fundinfo rate this fund?

FE fundinfo Crown Rating	
Risk Score	83

## Investment Details

Initial Charge	n/a
Annual Charges	0.75%
Note to charges	n/a
Minimum Initial Investment	£ 3,000,000
Minimum Additional Investment	£ 10,000
Dividend Policy	Mar 01, Jun 01, Sep 01 (Final), Dec 01

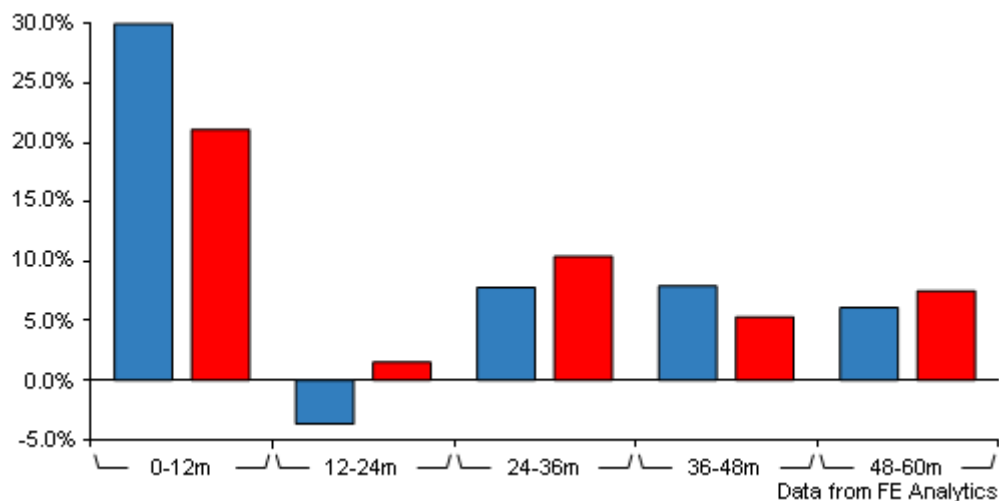
## Prices

Unit Type	INC
Mid	183.00(GBX)
Price Date	14 Apr 2026
Yield	2.60

## Codes

Citicode	NL19
SEDOL	3126389
ISIN	GB0031263899

# Janus Henderson Global Equity Income I Inc



	0-12m	12m-24m	24m-36m	36m-48m	48m-60m
Janus Henderson Global Equity Income I Inc	+30.0	-3.7	+7.8	+7.9	+6.1
IA Global Equity Income	+21.1	+1.5	+10.4	+5.3	+7.5
Rank within sector	13 / 55	44 / 53	34 / 52	10 / 49	35 / 47
Quartile	1	4	3	1	3

All prices in Pence Sterling (GBX) unless otherwise specified. Price total return performance figures are calculated on a bid price to bid price basis (mid to mid for OEICs) with net income (dividends) reinvested. Performance figures are shown in Pound Sterling (GBP).

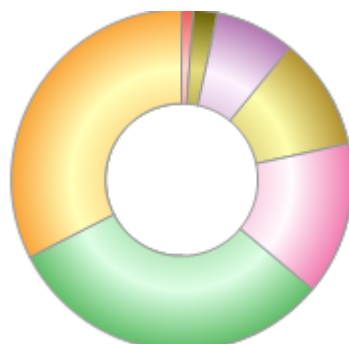
## Contact Details

Address	201 Bishopsgate, London, United Kingdom, EC2M 3AE
Telephone numbers	44 (0)20 7818 1819 (Fax Number) 44 (0)20 7818 1818 (Main Number)
Website	<a href="http://www.janushenderson.com">www.janushenderson.com</a>

# Janus Henderson Global Equity Income I Inc

## Asset Allocation (20 Feb 2026)

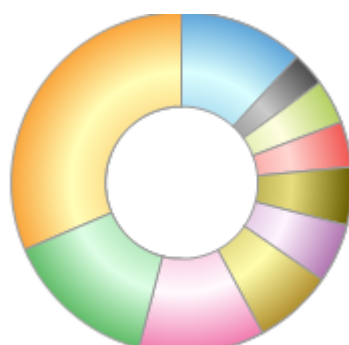
Rank	Asset Classes	%
1	European Equities	32.52
2	North American Equities	31.42
3	UK Equities	14.53
4	Global Emerging Market Equities	10.72
5	Japanese Equities	7.46
6	Asia Pacific Equities	2.26
7	Money Market	1.09



Powered by data from FE fundinfo

## Regional Breakdown (28 Feb 2026)

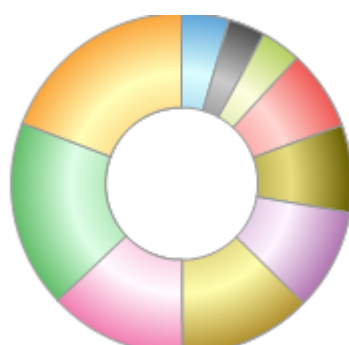
Rank	Regions	%
1	United States	31.42
2	United Kingdom	14.53
3	France	11.90
4	Japan	7.46
5	Taiwan	5.61
6	Germany	5.48
7	South Korea	4.34
8	Switzerland	4.22
9	Netherlands	3.21
10	Others	11.83



Powered by data from FE fundinfo

## Sector Breakdown (28 Feb 2026)

Rank	Sectors	%
1	Information Technology	19.20
2	Financials	17.79
3	Industrials	12.96
4	Consumer Staples	12.63
5	Consumer Discretionary	9.60
6	Health Care	8.32
7	Communication Services	7.58
8	Energy	3.84
9	Utilities	3.54
10	Others	4.54



Powered by data from FE fundinfo

## Top Holdings (28 Feb 2026)

Rank	Largest Holdings	%
1	Samsung Electronics	4.34
2	Taiwan Semiconductor Manufacturing	4.18

# Janus Henderson Global Equity Income I Inc

3	Schneider Electric	3.24
4	Microsoft	3.19
5	Bank of America	2.87
6	Tokyo Electron	2.52
7	Coca-Cola	2.51
8	Rio Tinto	2.30
9	Carlsberg	2.28
10	AIA Group	2.26