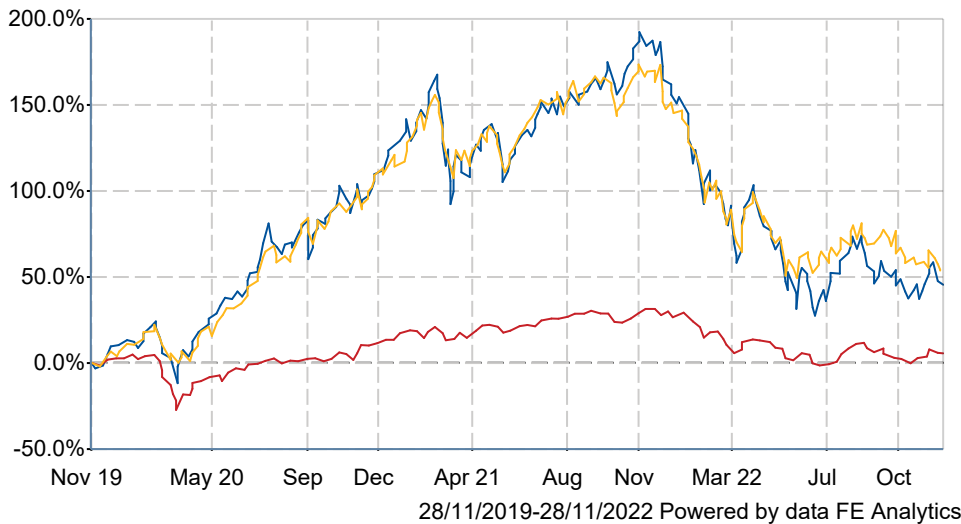


# Scottish Mortgage Investment Trust PLC

## What is the Fund's objective?

The Trust aims for capital growth from a global portfolio of initially immature entrepreneurial companies, typically with a market capitalisation of less than \$5bn at time of initial investment, which are believed to offer long-term growth potential.




## Cumulative Performance



	3m	6m	1yr	3yrs	5yrs
Scottish Mortgage Investment Trust PLC	-8.1	-3.5	-48.4	+45.3	+67.2
Global	-2.5	+1.4	-18.0	+5.5	+21.8
NAV	-9.3	-4.7	-42.6	+53.5	+85.8
Rank within sector	13 / 15	14 / 15	14 / 15	1 / 15	1 / 15
Quartile	4	4	4	1	1

Sector	Global
Asset Class	Equity
Launch Date	01-Mar-1909
Fund Size	£10,840.4m / \$13,009.5m (28-Nov-2022)
Fund Manager	Tom Slater Lawrence Burns

## How does FE fundinfo rate this fund?

Alpha Manager Rating	Tom Slater
FE fundinfo Crown Rating	
AFI	
Risk Score	

## Investment Details

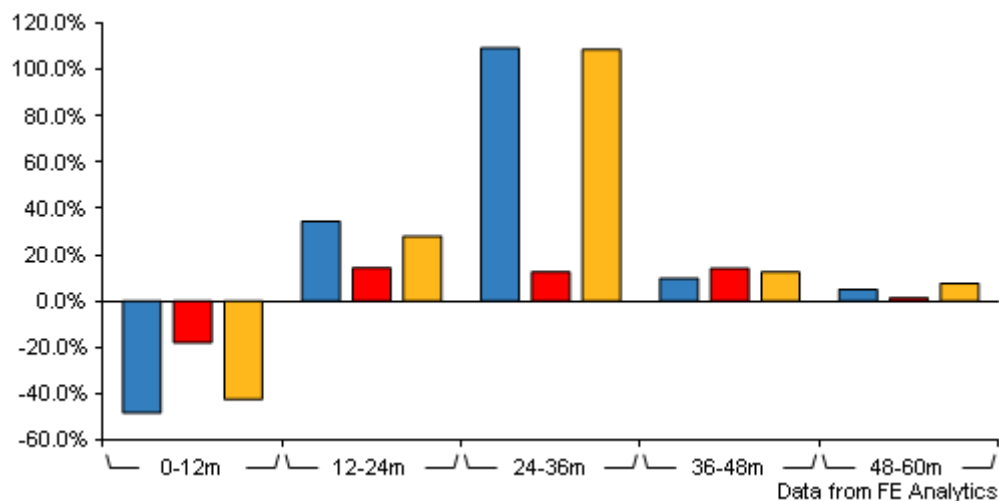
Initial Charge	0.00%
Annual Charges	0.30%
Note to charges	n/a
Minimum Initial Investment	n/a
Minimum Additional Investment	n/a
Dividend Policy	n/a
Management Contract	n/a

## Prices

Unit Type	ACC
Mid	763.60(GBX)
Price Date	28 Nov 2022
Yield	0.48
Discount	-7.10
Diluted NAV	
- Estimate	821.93
- Last Published	821.93 (25-Nov-2022)

# Scottish Mortgage Investment Trust PLC

## Discrete Performance



	0-12m	12m-24m	24m-36m	36m-48m	48m-60m
Scottish Mortgage Investment Trust PLC	-48.4	+34.5	+109.5	+9.7	+5.0
Global	-18.0	+14.3	+12.5	+14.0	+1.3
NAV	-42.6	+28.0	+108.9	+12.5	+7.6
Rank within sector	14 / 15	1 / 15	1 / 15	14 / 15	3 / 15
Quartile	4	1	1	4	1

All prices in Pence Sterling (GBX) unless otherwise specified. Price total return performance figures are calculated using closing mid prices and with net income (dividends) reinvested. NAV total return performance figures are calculated using fully diluted (where applicable) daily estimated NAV figures from Thomson Financial Datastream. Performance figures are shown in Pound Sterling (GBP).

## Codes

Citicode	BE08
SEDOL	BLDYK61
ISIN	GB00BLDYK618
TIDM	SMT

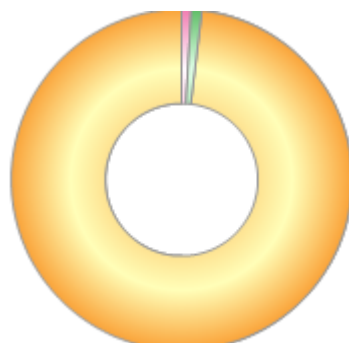
## Contact Details

Address	Calton Square, 1 Greenside Row, Edinburgh, EH1 3AN
Telephone numbers	44 (0) 131 275 3999 (Fax Number) 44 (0)131 275 2000 (Main Number)
Website	<a href="http://www.scottishmortgage.com">www.scottishmortgage.com</a>
Email	<a href="mailto:trusenquiries@baillieghifford.com">trusenquiries@baillieghifford.com</a>

# Scottish Mortgage Investment Trust PLC

## Asset Allocation (31 Oct 2022)

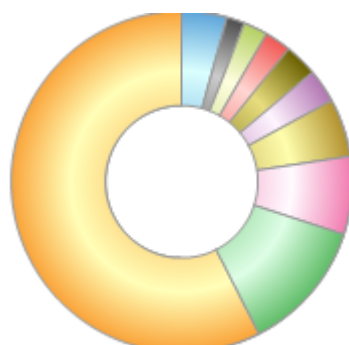
Rank	Asset Classes	%
1	Equity	98.10
2	Cash	1.00
3	Bond	0.90



Powered by data from FE fundinfo

## Regional Breakdown (31 Oct 2022)

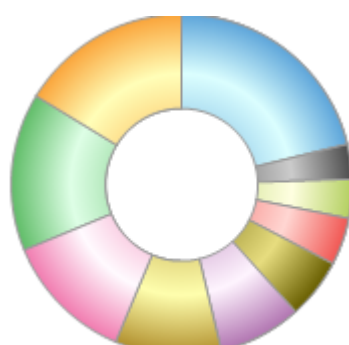
Rank	Regions	%
1	USA	57.50
2	China	12.50
3	Netherlands	7.40
4	Sweden	5.50
5	Brazil	3.20
6	Germany	3.10
7	France	2.50
8	UK	2.30
9	Italy	1.70
10	Others	4.30



Powered by data from FE fundinfo

## Sector Breakdown (30 Jun 2022)

Rank	Sectors	%
1	Retail	16.31
2	Biotechnology/Medical	14.96
3	Automobiles	12.44
4	Media	10.05
5	Semi Conductors	7.86
6	Information Technology	5.66
7	Software	4.53
8	Aerospace & Defence	3.70
9	Financial Services	3.28
10	Others	21.21



Powered by data from FE fundinfo

## Top Holdings (31 Oct 2022)

Rank	Largest Holdings	%
1	Moderna	8.80
2	Tesla Inc	5.90

# Scottish Mortgage Investment Trust PLC

Rank	Largest Holdings	%
3	ASML	5.80
4	Illumina	4.80
5	Northvolt	3.70
6	Space Exploration Technologies	3.30
7	MercadoLibre	3.20
8	Amazon.com	2.60
9	Meituan	2.60
10	Kering	2.50