



Aegon BlackRock US Equity Tracker Pn

Fund objective

This fund aims to match the performance of the FTSE USA Custom ESG Screened Index and achieve long-term capital growth by investing in a range of US shares (equities) of large and medium-sized companies.

Detailed fund information

Unit name Aegon BlackRock US Equity Tracker Pn

FE fundinfo Crown Rating FUNDRAISE

Sector North America Equities

Domicile United Kingdom

Fund currency GBX

Unit currency GBX

Launch date 17-Jul-2006

Fund size (as at 31-Dec-2025) £360.8m

Primary asset class Equity

Inc / Acc Accumulating

Price and charges

Bid price (as at 06-Feb-2026) GBX 952.27

Offer price (as at 06-Feb-2026) GBX 952.27

Initial charge n/a

Annual charge 0.60%

Codes

Citicode I836

ISIN GB00B1G52431

Management information

Fund manager Kieran Doyle

Start date 14-Mar-2016

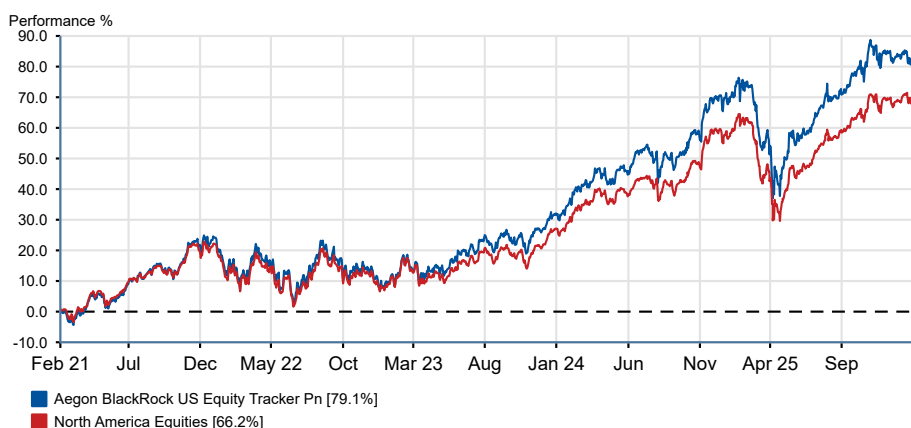
Address AEGON Scottish Equitable, Edinburgh Park, Edinburgh

Tel 03456 10 00 10 (Main Number)

Website <http://www.aegon.co.uk>

Email enquiries@aegon.co.uk

Past performance overview fund vs. sector



05/02/2021 - 06/02/2026 Powered by data from FE fundinfo

Cumulative performance (%)

	YTD	3m	6m	1y	3ys	5ys
Aegon BlackRock US Equity Tracker Pn	-2.6	-4.0	+5.9	+2.4	+52.7	+79.1
North America Equities	-1.6	-2.4	+6.1	+2.2	+42.3	+66.2

Discrete performance (%)

	YTD	2025	2024	2023	2022	2021
Aegon BlackRock US Equity Tracker Pn	-2.6	+9.5	+27.0	+20.9	-12.0	+29.2
North America Equities	-1.6	+7.9	+23.1	+17.6	-11.5	+27.0

Growth of £1000 over 3 years

Total return performance of the fund rebased to 1000. Your actual return would be reduced by the cost of buying and selling the fund, and inflation.




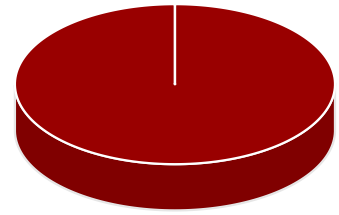
06/02/2023 - 06/02/2026 Powered by data from FE fundinfo

All prices in Pence Sterling (GBX) unless otherwise specified. Price performance figures are calculated on a bid price to bid price basis with net income (dividends) reinvested. Performance figures are shown in Sterling.


Aegon BlackRock US Equity Tracker Pn

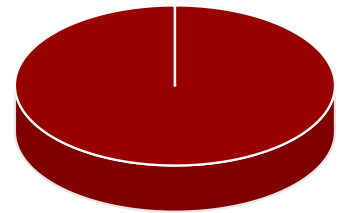
Asset allocation

Key	Rank	Asset class	% of Fund (31.12.2025)
A 	1	US Equities	100.0











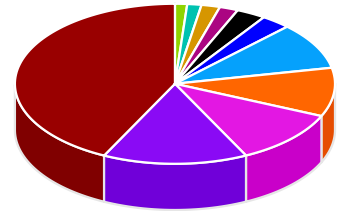
Regional breakdown

Key	Rank	Region	% of Fund (31.12.2025)
A 	1	United States	100.0



Sector breakdown

Key	Rank	Sector	% of Fund (31.12.2025)
A 	1	Technology	42.7
B 	2	Consumer Discretionary	14.6
C 	3	Financials	11.1
D 	4	Industrials	9.8
E 	5	Health Care	9.4
F 	6	Energy	3.0
G 	7	Consumer Staples	3.0
H 	8	Telecommunications	1.9
I 	9	Real Estate	1.9
J 	10	Utilities	1.4
K 	11	Basic Materials	1.2



Top ten holdings

Rank	Holding	% of Fund (31.12.2025)
1	NVIDIA CORP	7.7
2	APPLE INC	7.0
3	MICROSOFT CORP	6.4
4	AMAZON COM INC	3.9
5	ALPHABET INC CLASS A	3.2
6	BROADCOM INC	2.8
7	ALPHABET INC CLASS C	2.6
8	META PLATFORMS INC CLASS A	2.6
9	TESLA INC	2.3
10	JPMORGAN CHASE & CO	1.6