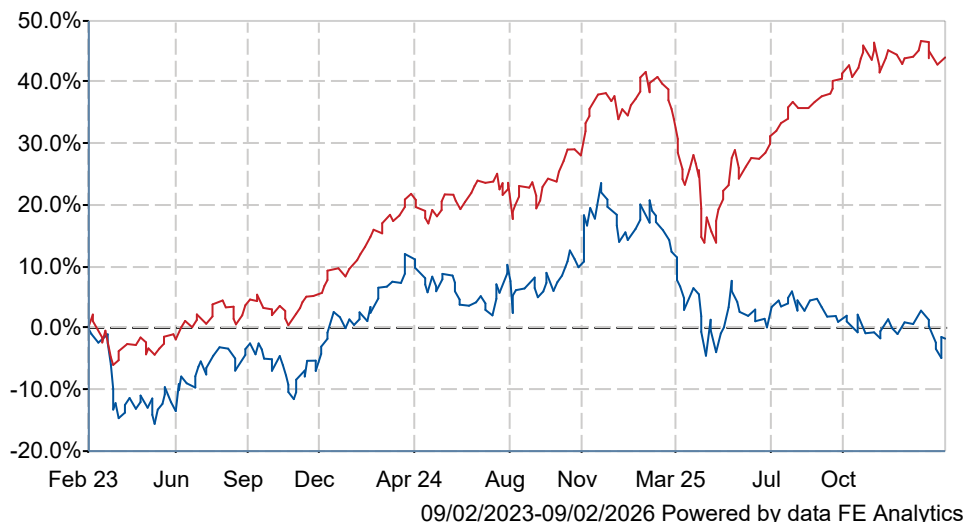




Premier Miton US Opportunities B Acc GBP

What is the Fund's objective?

The objective of the Fund is to provide capital growth over the long-term, being five years or more. Five years is also the minimum recommended period for holding shares in this Fund. This does not mean that the Fund will achieve the objective over this, or any other, specific time period and there is a risk of loss to the original capital invested.

Cumulative Performance



| | 3m | 6m | 1yr | 3yrs | 5yrs |
|--|-----------|-----------|-----------|-----------|-----------|
|  Premier Miton US Opportunities B Acc GBP | -0.8 | -4.3 | -17.3 | -1.8 | +21.5 |
|  IA North America | +0.3 | +6.7 | +2.9 | +44.0 | +65.6 |
| Rank within sector | 164 / 278 | 258 / 275 | 264 / 267 | 245 / 245 | 204 / 216 |
| Quartile | 3 | 4 | 4 | 4 | 4 |

Fund Information

| | |
|--------------|------------------------------------|
| Sector | IA North America |
| Asset Class | Equity |
| Launch Date | 18-Mar-2013 |
| Fund Size | £793.2m / \$1,084.6m (09-Feb-2026) |
| Fund Manager | Hugh Grieves Alex Knox |

How does FE fundinfo rate this fund?

| | |
|--------------------------|---|
| FE fundinfo Crown Rating |  |
| Risk Score | 140 |

Investment Details

| | |
|-------------------------------|--|
| Initial Charge | 0.00% |
| Annual Charges | 0.75% |
| Note to charges | n/a |
| Minimum Initial Investment | £ 1,000 |
| Minimum Additional Investment | £ 1,000 |
| Dividend Policy | Mar 01, Jun 01 (Final), Sep 01, Dec 02 |

Prices

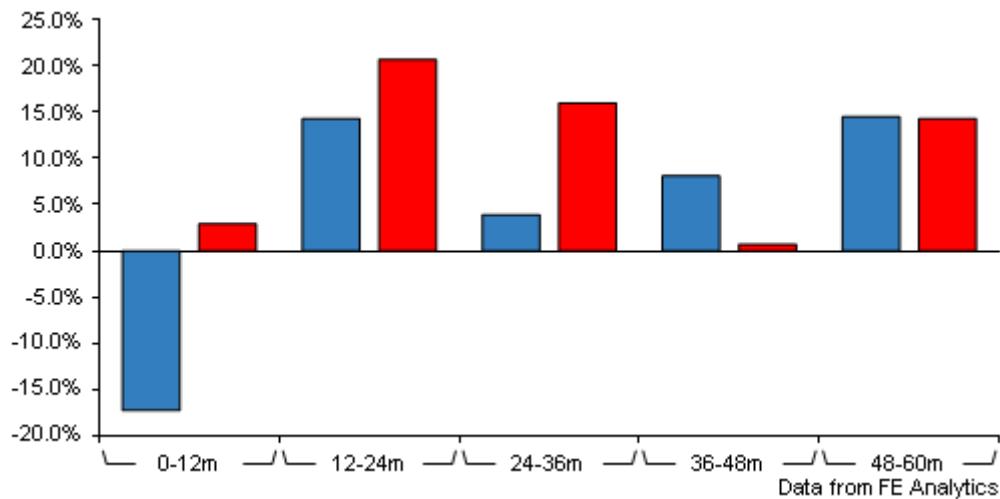
| | |
|------------|-------------|
| Unit Type | ACC |
| Mid | 392.80[GBX] |
| Price Date | 09 Feb 2026 |
| Yield | 0.00 |

Codes

| | |
|----------|--------------|
| Citicode | I0YV |
| SEDOL | B8278F5 |
| ISIN | GB00B8278F56 |

Premier Miton US Opportunities B Acc GBP

Discrete Performance



| | 0-12m | 12m-24m | 24m-36m | 36m-48m | 48m-60m |
|---|-----------|-----------|-----------|----------|-----------|
| <div>Premier Miton US Opportunities B Acc GBP</div> | -17.3 | +14.3 | +3.9 | +8.1 | +14.5 |
| <div>IA North America</div> | +2.9 | +20.7 | +16.0 | +0.7 | +14.3 |
| Rank within sector | 264 / 267 | 204 / 250 | 206 / 245 | 39 / 236 | 153 / 216 |
| Quartile | 4 | 4 | 4 | 1 | 3 |

All prices in Pence Sterling (GBX) unless otherwise specified. Price total return performance figures are calculated on a bid price to bid price basis (mid to mid for OEICs) with net income (dividends) reinvested. Performance figures are shown in Pound Sterling (GBP).

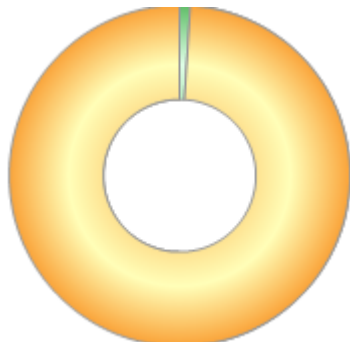
Contact Details

| | |
|-------------------|--|
| Address | Premier Fund Managers Ltd, Eastgate Court, High Street, Guildford, Surrey, GU1 3DE |
| Telephone numbers | 01483 306090 (Main Number) |
| Website | www.premiermiton.com |
| Email | info@premiermiton.com |

Premier Miton US Opportunities B Acc GBP

Asset Allocation (31 Dec 2025)

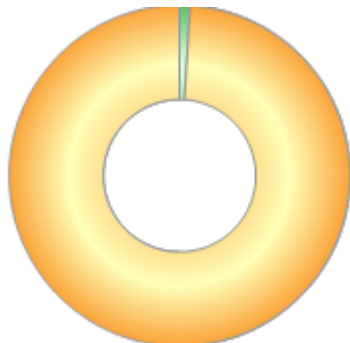
| Rank | Asset Classes | % |
|------|-------------------------|-------|
| 1 | North American Equities | 98.97 |
| 2 | Cash & Cash Equivalents | 1.04 |
| | | |
| | | |
| | | |
| | | |
| | | |
| | | |
| | | |



Powered by data from FE fundinfo

Regional Breakdown (31 Dec 2025)

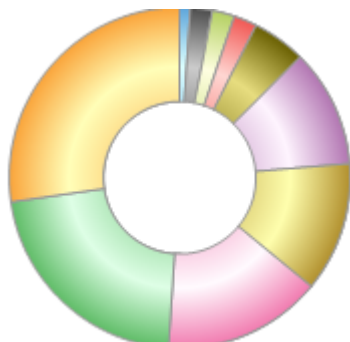
| Rank | Regions | % |
|------|---------------|-------|
| 1 | North America | 98.97 |
| 2 | Money Market | 1.04 |
| | | |
| | | |
| | | |
| | | |
| | | |
| | | |
| | | |



Powered by data from FE fundinfo

Sector Breakdown (31 Dec 2025)

| Rank | Sectors | % |
|------|-------------------------|-------|
| 1 | Industrials | 27.28 |
| 2 | Financials | 21.69 |
| 3 | Information Technology | 15.10 |
| 4 | Consumer Discretionary | 12.26 |
| 5 | Health Care | 11.17 |
| 6 | Materials | 5.10 |
| 7 | Real Estate | 2.24 |
| 8 | Communications | 2.06 |
| 9 | Consumer Staples | 2.06 |
| 10 | Cash & Cash Equivalents | 1.04 |



Powered by data from FE fundinfo

Top Holdings (31 Dec 2025)

| Rank | Largest Holdings | % |
|------|------------------|------|
| 1 | Visa | 3.46 |
| 2 | Tetra Tech | 3.34 |

Premier Miton US Opportunities B Acc GBP

| Rank | Largest Holdings | % |
|------|-----------------------------|------|
| 3 | Corpay | 3.34 |
| 4 | Service Corp. International | 3.34 |
| 5 | Waste Connections | 3.28 |
| 6 | Tyler Technologies | 3.22 |
| 7 | Iqvia Holdings | 3.20 |
| 8 | Roper Technologies | 3.16 |
| 9 | Bright Horizons | 3.16 |
| 10 | Wintrust Financial | 3.08 |