


Sector	UK All Companies
Asset Class	Equity
Launch Date	24-Aug-1973
Fund Size	£312.7m / \$425.9m (31-Dec-2025)
Fund Manager	Ciaran Mallon

How does FE fundinfo rate this fund?

FE fundinfo Crown Rating	
Risk Score	93

Investment Details

Initial Charge	0.87%
Annual Charges	0.87%
Note to charges	Initial Charges: max.;
Minimum Initial Investment	£ 500
Minimum Additional Investment	£ 500
Dividend Policy	Jan 01 (Final), Jul 01

Prices

Unit Type	ACC
Mid	499.27[GBX]
Price Date	06 Feb 2026
Yield	3.16

Codes

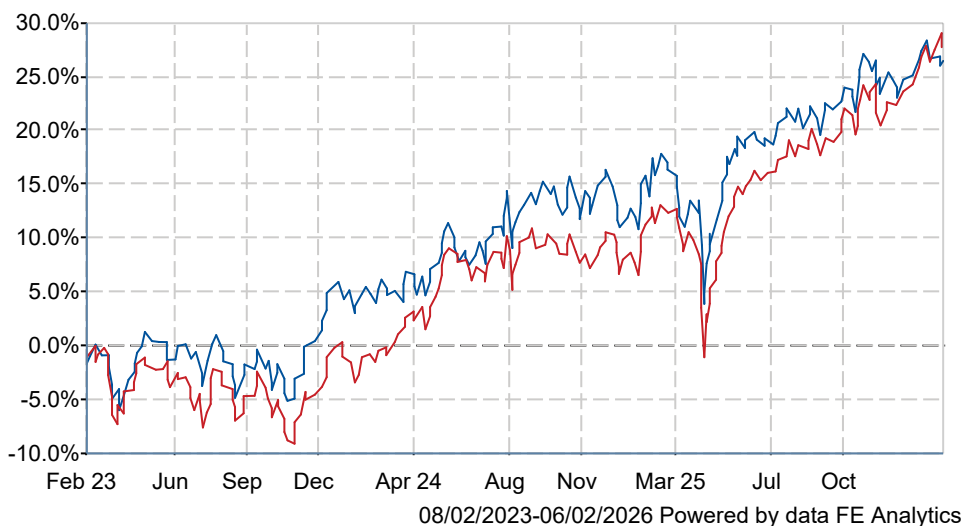
Citicode	GUYC
SEDOL	B8N46N9
ISIN	GB00B8N46N95



Invesco Income & Growth (UK) Z Acc

What is the Fund's objective?

The objective of the Fund is to provide a high level of current income, consistent with the preservation of capital. The Fund will invest at least 75% of the actually invested asset in adjustable rate senior loan issued globally, either directly or indirectly through other funds of the Umbrella's Fund and/or other collective investment funds. The Fund may also invest up to 25% of the actually invested assets, in unsecured debt, subordinated debt and Collateralized Loan Obligations (CLOs), either directly or indirectly through other funds of the Umbrella's Fund and/or other collective investment funds. The Fund will gain exposure through derivatives (complex instruments) and its total exposure can be up to 4 times the value of the Fund using AIFM Gross Method or can be up to 2 times the value of the Fund using AIFM Commitment Method. The Fund's exposure under the AIFMD gross method is calculated as the sum of the absolute values of all positions, including derivatives and other instruments but excluding cash and cash equivalents in fund currency. The Fund's exposure under the AIFMD commitment method is calculated as the sum of the absolute values of all positions, including derivatives, after the application of hedging, netting and offsetting arrangements, as described in the AIFM Regulation. The Fund will invest in at least 3 or more assets with different risk profiles or in one or more other units of collective investment funds complying with similar risk diversification restrictions. Where the Net Asset Value of the Fund is above U.S. \$100 million, specific investment restrictions apply as set out in Section 3 of Appendix III of the Prospectus. The Fund is actively managed within its objectives and is not constrained by a benchmark. You can buy and sell shares in the Fund on any Business Day in Luxembourg, the United Kingdom and the United States (as defined in the Prospectus). Any income from your investment will be reinvested. Recommendation: This Fund may not be appropriate if you plan to withdraw your money within 5 years. This fund is restricted to Well Informed Investors only.

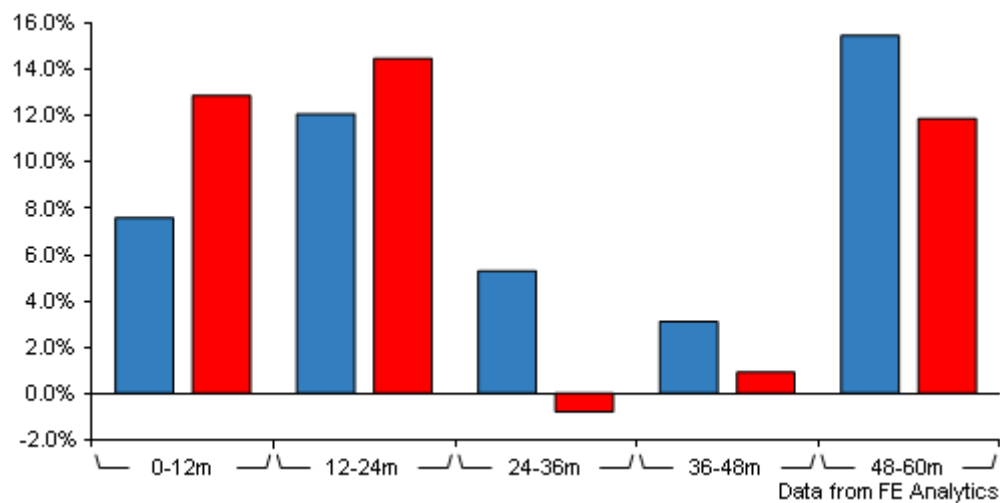
Cumulative Performance



	3m	6m	1yr	3yrs	5yrs
 Invesco Income & Growth (UK) Z Acc	-0.1	+4.4	+7.6	+27.0	+51.2
 UK All Companies	+3.4	+7.9	+12.9	+28.3	+44.9
Rank within sector	167 / 206	150 / 205	142 / 203	112 / 194	95 / 186
Quartile	4	3	3	3	3

Invesco Income & Growth (UK) Z Acc

Discrete Performance



	0-12m	12m-24m	24m-36m	36m-48m	48m-60m
<div></div> Invesco Income & Growth (UK) Z Acc	+7.6	+12.1	+5.3	+3.1	+15.5
<div></div> UK All Companies	+12.9	+14.5	-0.8	+0.9	+11.9
Rank within sector	142 / 203	151 / 196	9 / 194	100 / 191	81 / 186
Quartile	3	4	1	3	2

All prices in Pence Sterling (GBX) unless otherwise specified. Price total return performance figures are calculated on a bid price to bid price basis (mid to mid for OEICs) with net income (dividends) reinvested. Performance figures are shown in Pound Sterling (GBP).

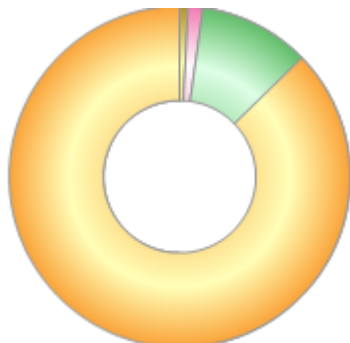
Contact Details

Address	Invesco Administration Centre, PO Box 586, Darlington, United Kingdom, DL1 9BE
Telephone numbers	44 20 7543 3588 (Main Number)
Website	www.invesco.co.uk
Email	enquiry@invesco.com

Invesco Income & Growth (UK) Z Acc

Asset Allocation (31 Dec 2025)

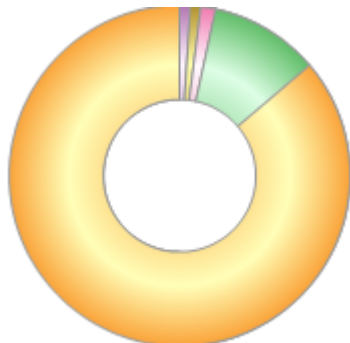
Rank	Asset Classes	%
1	UK Equities	87.30
2	US Equities	10.50
3	South African Equities	1.40
4	International Equities	0.80



Powered by data from FE fundinfo

Regional Breakdown (31 Dec 2025)

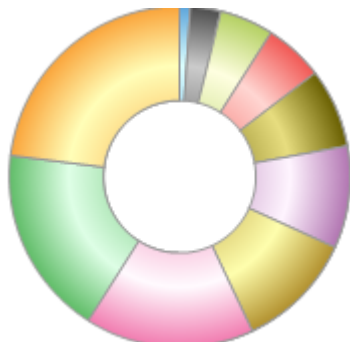
Rank	Regions	%
1	United Kingdom	86.20
2	United States	10.43
3	South Africa	1.39
4	Cash	0.99
5	Jersey	0.99



Powered by data from FE fundinfo

Sector Breakdown (31 Dec 2025)

Rank	Sectors	%
1	Consumer Discretionary	23.04
2	Financials	17.95
3	Utilities	16.02
4	Industrials	11.22
5	Consumer Staples	9.67
6	Health Care	7.54
7	Technology	5.58
8	Energy	5.08
9	Basic Materials	2.91
10	Cash	0.99



Powered by data from FE fundinfo

Top Holdings (31 Dec 2025)

Rank	Largest Holdings	%
1	Next	5.94
2	National Grid	4.97

Invesco Income & Growth (UK) Z Acc

Rank	Largest Holdings	%
3	Experian	4.91
4	RELX	4.69
5	HSBC	3.89
6	British American Tobacco	3.78
7	Barclays	3.67
8	Young & Cos Brewery	3.55
9	Informa	3.52
10	Compass	3.50