

BlackRock Consensus 100 D

What is the Fund's objective?

The aim of the BlackRock Consensus 100 fund (the underlying 'Fund') is to provide a return on your investment (generated through an increase in the value of the assets held by the Fund and/or income received from those assets) by investing at least 70% of its total assets in other investment funds (including funds managed by the BlackRock Group (such as Blackrock, Blackrock Solutions and iShares)). The Fund intends to gain indirect exposure globally (by investing in other funds) to the following asset classes: equity securities (e.g. shares), fixed income securities (such as bonds), money market instruments (MMIs) (i.e. debt securities with short term maturities), alternative assets (such as property and commodities), cash and deposits. The Fund may also invest directly in equity securities, fixed income securities, MMIs, deposits and cash.

Cumulative Performance



	3m	6m	1yr	3yrs	5yrs
BlackRock Consensus 100 D	+0.9	+10.2	+11.6	+47.5	+72.3

Fund Information

Benchmark	n/a
Asset Class	Equity
Launch Date	13-Jul-2012
Fund Size	£667.0m / \$908.5m (30-Jan-2026)

How does FE fundinfo rate this fund?

Risk Score **106**

Investment Details

Initial Charge	0.00%
Annual Charges	0.20%
Note to charges	Initial Charges: max.;
Minimum Initial Investment	£ 100,000
Minimum Additional Investment	£ 100
Dividend Policy	Mar 01 (Final), Sep 01

Prices

Unit Type	ACC
Bid	459.79[GBX]
Offer	459.79[GBX]
Price Date	06 Feb 2026
Yield	1.32

Codes

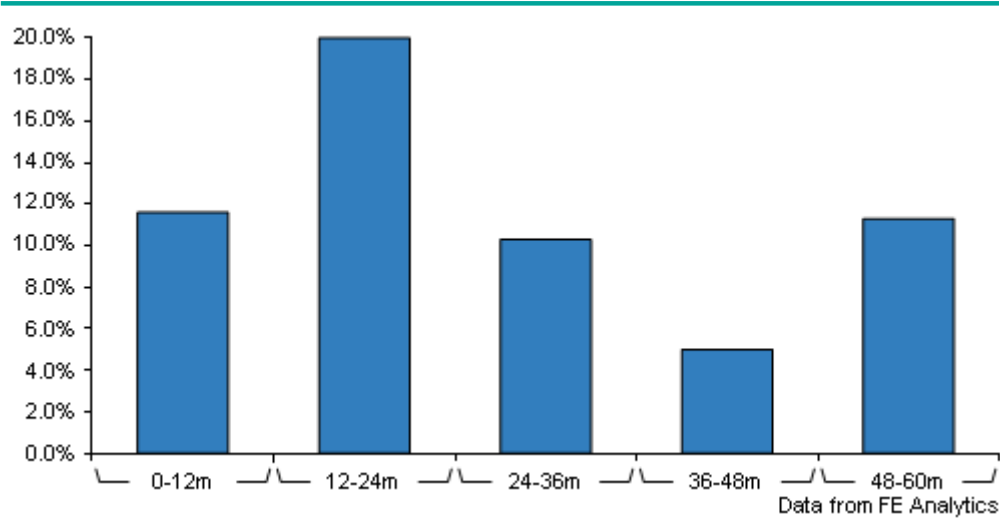
Citicode	GFZE
SEDOL	B7KPX15
ISIN	GB00B7KPX155

Contact Details

Address	12 Throgmorton Avenue, London, EC2N 2DL
Telephone numbers	0800 445 522 (Main Number)
Website	www.blackrock.co.uk
Email	uk.investor@blackrock.com

BlackRock Consensus 100 D

Discrete Performance



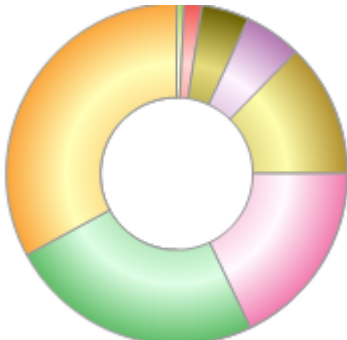
	0-12m	12m-24m	24m-36m	36m-48m	48m-60m
BlackRock Consensus 100 D	+11.6	+20.0	+10.3	+5.0	+11.3

All prices in Pence Sterling (GBX) unless otherwise specified. Price total return performance figures are calculated on a bid price to bid price basis (mid to mid for OEICs) with net income (dividends) reinvested. Performance figures are shown in Pound Sterling (GBP).

BlackRock Consensus 100 D

Asset Allocation (31 Dec 2025)

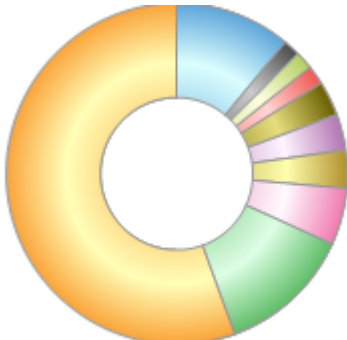
Rank	Asset Classes	%
1	North American Equities	32.91
2	US Equities	24.21
3	European Equities	17.86
4	UK Equities	12.67
5	Japanese Equities	5.40
6	Asia Pacific ex Japan Equities	4.51
7	Money Market	1.73
8	Global Emerging Market Equities	0.69
9	Cash & Cash Equivalents	0.02



Powered by data from FE fundinfo

Regional Breakdown (31 Jan 2026)

Rank	Regions	%
1	USA	55.63
2	UK	12.67
3	Japan	5.40
4	France	3.57
5	Switzerland	3.36
6	Germany	3.25
7	Money Market	1.77
8	Taiwan	1.72
9	Netherlands	1.61
10	Others	11.02



Powered by data from FE fundinfo

Sector Breakdown (31 Jan 2026)

Rank	Sectors	%
1	Technology	27.63
2	Financials	16.63
3	Industrials	13.30
4	Consumer Discretionary	12.04
5	Health Care	9.55
6	Consumer Staples	5.22
7	Energy	3.78
8	Utilities	2.98
9	Basic Materials	2.89
10	Others	5.98



Powered by data from FE fundinfo

Top Holdings (31 Dec 2025)

Rank	Largest Holdings	%
1	ISHRS NRTH AM EQ IDX FD (UK) L ACC	32.91
2	ISHRS US EQ IDX FD (UK) D ACC	24.21

BlackRock Consensus 100 D

Rank	Largest Holdings	%
3	ISHR CONT EUR EQ IDX FD (UK) L ACC	17.86
4	ISHRS UK EQ IDX FD (UK) L ACC	12.67
5	ISHRS JAP EQ IDX FD (UK) L ACC	5.40
6	ISHRS PAC EX JAP EQ IDX (UK) L ACC	4.51
7	BLACKROCK CASH X ACC	1.73
8	ISHRS EM MKTS EQ IDX FD (UK) L ACC	0.69