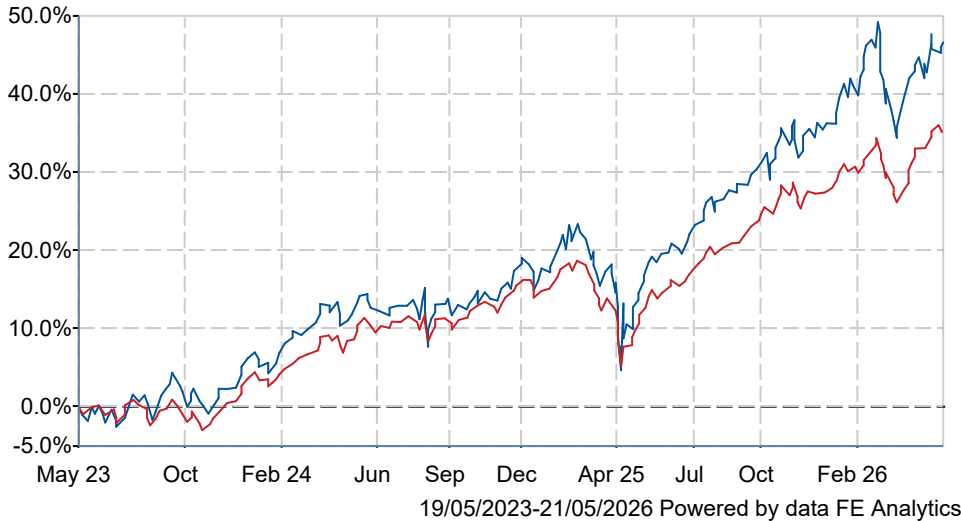


# Jupiter Merlin Growth Portfolio I Acc

## What is the Fund's objective?

To provide a return, through a combination of capital growth and income, net of fees, over the long term (at least five years).

## Cumulative Performance




	3m	6m	1yr	3yrs	5yrs
Jupiter Merlin Growth Portfolio I Acc	-0.7	+9.8	+21.6	+45.3	+60.0
IA Flexible Investment	+1.6	+7.8	+17.7	+35.1	+34.7
Rank within sector	149 / 178	32 / 178	45 / 176	40 / 156	11 / 140
Quartile	4	1	2	2	1

## Fund Information

Sector	IA Flexible Investment
Asset Class	Mixed Asset
Launch Date	14-Sep-1992
Fund Size	£1,809.0m / \$2,431.6m (20-May-2026)
Fund Manager	John Chatfeild-Roberts Amanda Sillars David Lewis George Fox

## How does FE fundinfo rate this fund?

Alpha Manager Rating	John Chatfeild-Roberts
FE fundinfo Crown Rating	
Risk Score	89

## Investment Details

Initial Charge	0.00%
Annual Charges	n/a
Note to charges	Initial Charges: max.;
Minimum Initial Investment	£ 1,000,000
Minimum Additional Investment	£ 50,000
Dividend Policy	Mar 01, Sep 01 (Final)

## Prices

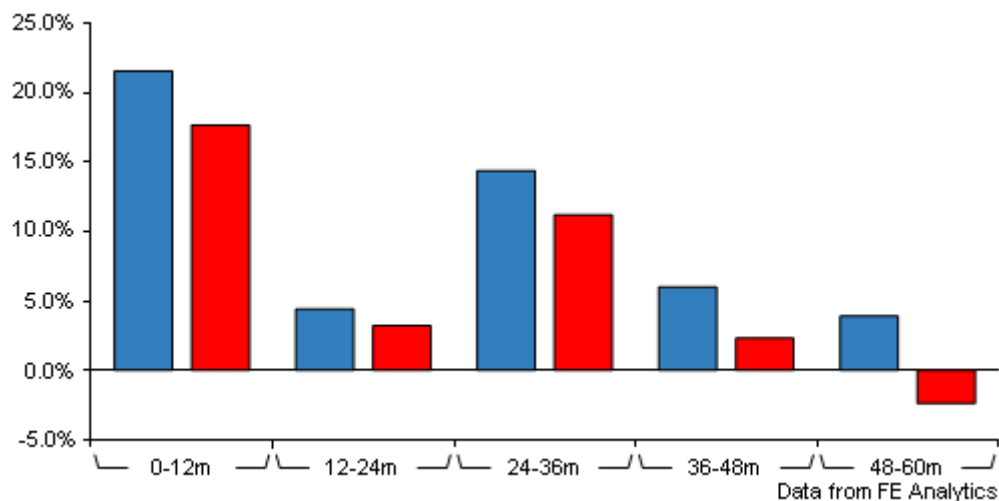
Unit Type	ACC
Mid	871.05(GBX)
Price Date	21 May 2026
Yield	0.86

## Codes

Citicode	09PY
SEDOL	B6QGLF5
ISIN	GB00B6QGLF53

# Jupiter Merlin Growth Portfolio I Acc

## Discrete Performance



	0-12m	12m-24m	24m-36m	36m-48m	48m-60m
Jupiter Merlin Growth Portfolio I Acc	+21.6	+4.4	+14.4	+6.0	+3.9
IA Flexible Investment	+17.7	+3.2	+11.2	+2.3	-2.4
Rank within sector	45 / 176	64 / 165	47 / 156	29 / 149	19 / 140
Quartile	2	2	2	1	1

All prices in Pence Sterling (GBX) unless otherwise specified. Price total return performance figures are calculated on a bid price to bid price basis (mid to mid for OEICs) with net income (dividends) reinvested. Performance figures are shown in Pound Sterling (GBP).

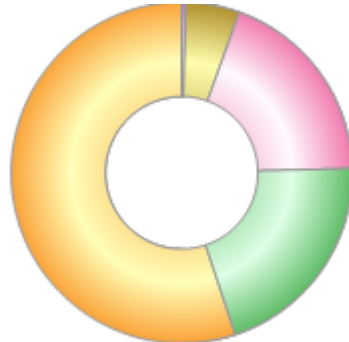
## Contact Details

Address	The Zig Zag Building, 70 Victoria Street, London, SW1E 6SQ
Telephone numbers	8005614000 (Main Number)
Website	<a href="http://www.jupiteram.com">www.jupiteram.com</a>

# Jupiter Merlin Growth Portfolio I Acc

## Asset Allocation (31 Mar 2026)

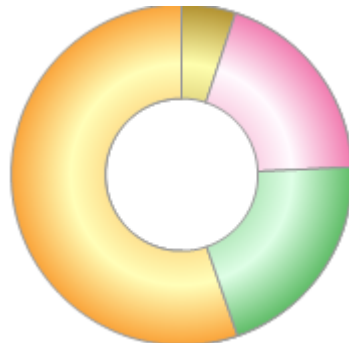
Rank	Asset Classes	%
1	Global Equities	55.10
2	Japan Equities	20.30
3	UK Equities	19.10
4	Asia & EM Equities	5.10
5	Cash	0.40



Powered by data from FE fundinfo

## Regional Breakdown (31 Mar 2026)

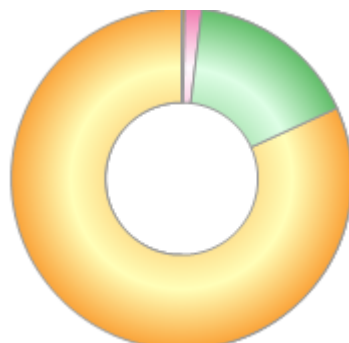
Rank	Regions	%
1	Global Equities	55.10
2	Japan Equities	20.30
3	UK Equities	19.10
4	Asia & EM Equities	5.10



Powered by data from FE fundinfo

## Sector Breakdown (31 Jan 2026)

Rank	Sectors	%
1	Others	81.79
2	Financials	16.33
3	Money Market	1.56
4	Basic Materials	0.32



Powered by data from FE fundinfo

## Top Holdings (31 Jan 2026)

Rank	Largest Holdings	%
1	Morant Wright Japan	18.87
2	Man Income	15.52

# Jupiter Merlin Growth Portfolio I Acc

Rank	Largest Holdings	%
3	Jupiter Global Value Equity	13.43
4	MFS Meridian Contrarian Value	11.62
5	BlueBox Global Technology	8.61
6	Evenlode Global Equity	6.10
7	Janus Henderson Horizon Global Smaller Companies	5.56
8	Prevatt Global	4.99
9	Fundsmith Equity Fund	4.17
10	Evenlode Income	3.59