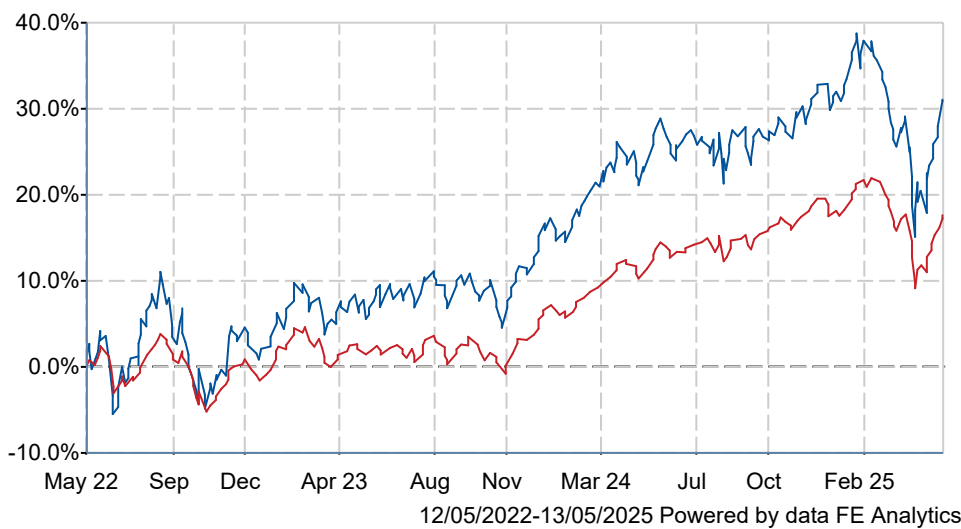


Royal London Sustainable World Trust C Acc

What is the Fund's objective?

The Fund's investment objective is to achieve capital growth over the medium term (3-5 years) by investing mainly in the shares of companies globally listed on stock exchanges that are deemed to make a positive contribution to society. Investments in the Fund will adhere to the Investment Adviser's ethical and sustainable investment policy. The IA Mixed Investments 40-85% Shares sector is considered an appropriate benchmark for performance comparison.

Cumulative Performance



| | 3m | 6m | 1yr | 3yrs | 5yrs |
|--|-----------|----------|-----------|---------|----------|
| Royal London Sustainable World Trust C Acc | -4.4 | +0.9 | +2.5 | +30.9 | +46.3 |
| Mixed Investment 40-85% Shares | -3.9 | -0.1 | +2.9 | +16.8 | +38.8 |
| Rank within sector | 231 / 389 | 90 / 383 | 220 / 374 | 5 / 335 | 77 / 287 |
| Quartile | 3 | 1 | 3 | 1 | 2 |

Fund Information

| | |
|--------------|---|
| Sector | Mixed Investment 40-85% Shares |
| Asset Class | Mixed Asset |
| Launch Date | 21-Sep-2009 |
| Fund Size | £3,321.1m / \$4,375.9m (12-May-2025) |
| Fund Manager | Mike Fox George Crowdy Sebastien Beguelin Tsang Daphne |

How does FE fundinfo rate this fund?

| | |
|--------------------------|----------|
| Alpha Manager Rating | Mike Fox |
| FE fundinfo Crown Rating | ★★★★★ |
| Risk Score | 100 |

Investment Details

| | |
|-------------------------------|------------------------|
| Initial Charge | n/a |
| Annual Charges | 0.75% |
| Note to charges | n/a |
| Minimum Initial Investment | £ 1,000 |
| Minimum Additional Investment | £ 500 |
| Dividend Policy | Apr 01 (Final), Oct 01 |

Prices

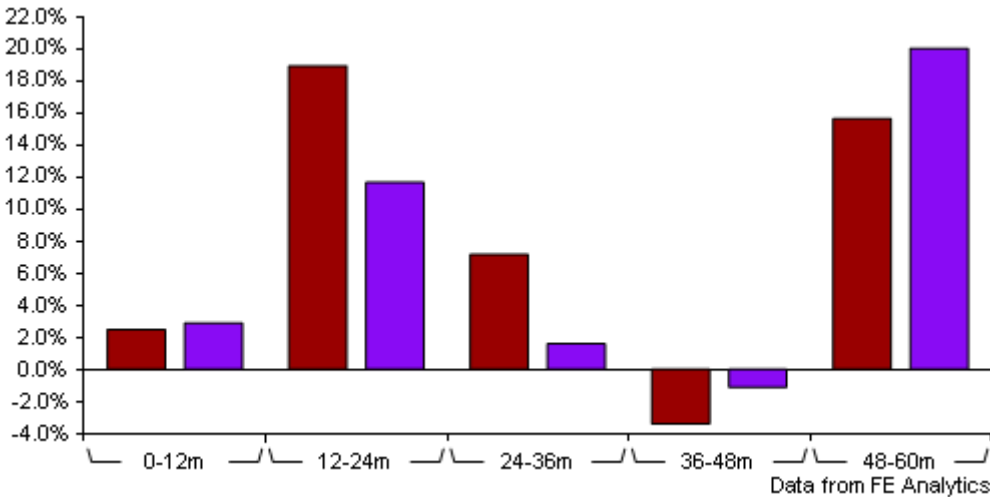
| | |
|------------|-------------|
| Unit Type | ACC |
| Mid | 387.10(GBX) |
| Price Date | 13 May 2025 |
| Yield | 1.06 |

Codes

| | |
|----------|--------------|
| Citicode | GVWJ |
| SEDOL | B882H24 |
| ISIN | GB00B882H241 |

Royal London Sustainable World Trust

C Acc



| | 0-12m | 12m-24m | 24m-36m | 36m-48m | 48m-60m |
|--|-----------|---------|---------|-----------|-----------|
| Royal London Sustainable World Trust C Acc | +2.5 | +19.0 | +7.2 | -3.4 | +15.7 |
| Mixed Investment 40-85% Shares | +2.9 | +11.7 | +1.6 | -1.1 | +20.1 |
| Rank within sector | 220 / 374 | 6 / 352 | 7 / 335 | 224 / 318 | 248 / 287 |
| Quartile | 3 | 1 | 1 | 3 | 4 |

All prices in Pence Sterling (GBX) unless otherwise specified. Price total return performance figures are calculated on a bid price to bid price basis (mid to mid for OEICs) with net income (dividends) reinvested. Performance figures are shown in Pound Sterling (GBP).

Contact Details

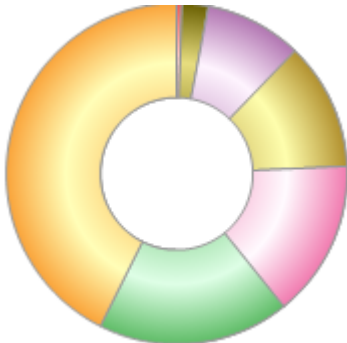
| | |
|-------------------|--|
| Address | 80 Fenchurch Street, London, United Kingdom, EC3M 4BY |
| Telephone numbers | 0207 506 6500 (Main Number) |
| Website | www.rlam.co.uk |
| Email | BDsupport@rlam.co.uk |

Royal London Sustainable World Trust

C Acc

Asset Allocation (31 Mar 2025)

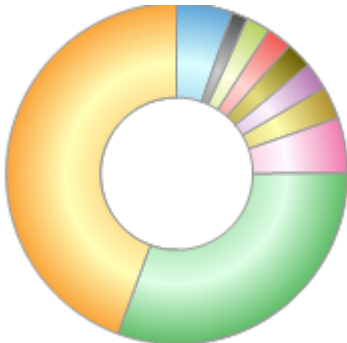
| Rank | Asset Classes | % |
|------|--------------------------|-------|
| 1 | North American Equity | 42.60 |
| 2 | UK Equity | 18.23 |
| 3 | UK Fixed Interest | 14.94 |
| 4 | European Equity | 12.09 |
| 5 | Global Em Markets Equity | 9.16 |
| 6 | Japan Equity | 2.50 |
| 7 | Cash | 0.48 |
| | | |
| | | |
| | | |



Powered by data from FE fundinfo

Regional Breakdown (31 Mar 2025)

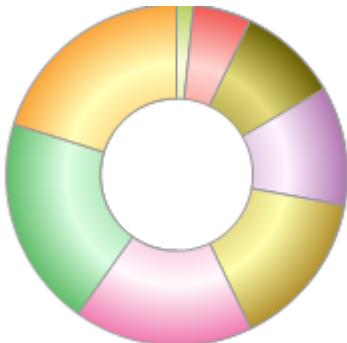
| Rank | Regions | % |
|------|---------------------------|-------|
| 1 | United States | 44.41 |
| 2 | United Kingdom | 30.74 |
| 3 | Netherlands | 5.22 |
| 4 | France | 3.06 |
| 5 | Spain | 2.61 |
| 6 | Japan | 2.52 |
| 7 | Ireland | 2.38 |
| 8 | Taiwan, Province Of China | 2.30 |
| 9 | India | 1.48 |
| 10 | Others | 5.28 |



Powered by data from FE fundinfo

Sector Breakdown (31 Mar 2025)

| Rank | Sectors | % |
|------|------------------------|-------|
| 1 | Technology | 20.17 |
| 2 | Industrials | 19.97 |
| 3 | Financials | 16.96 |
| 4 | Fixed Income | 15.01 |
| 5 | Health Care | 11.34 |
| 6 | Consumer Discretionary | 9.45 |
| 7 | Basic Materials | 5.47 |
| 8 | Consumer Staples | 1.63 |
| | | |
| | | |



Powered by data from FE fundinfo

Top Holdings (31 Mar 2025)

| Rank | Largest Holdings | % |
|------|------------------|------|
| 1 | VISA INC CLASS A | 3.14 |
| 2 | AMAZON COM INC | 3.12 |

Royal London Sustainable World Trust

C Acc

| | | |
|----|-------------------------|------|
| 3 | MERCADOLIBRE INC | 3.05 |
| 4 | CORE & MAIN INC CLASS A | 3.03 |
| 5 | HCA HEALTHCARE INC | 3.01 |
| 6 | STANDARD CHARTERED PLC | 3.00 |
| 7 | ALPHABET INC CLASS A | 2.85 |
| 8 | LINDE PLC | 2.81 |
| 9 | BROADCOM INC | 2.67 |
| 10 | IMCD NV | 2.66 |