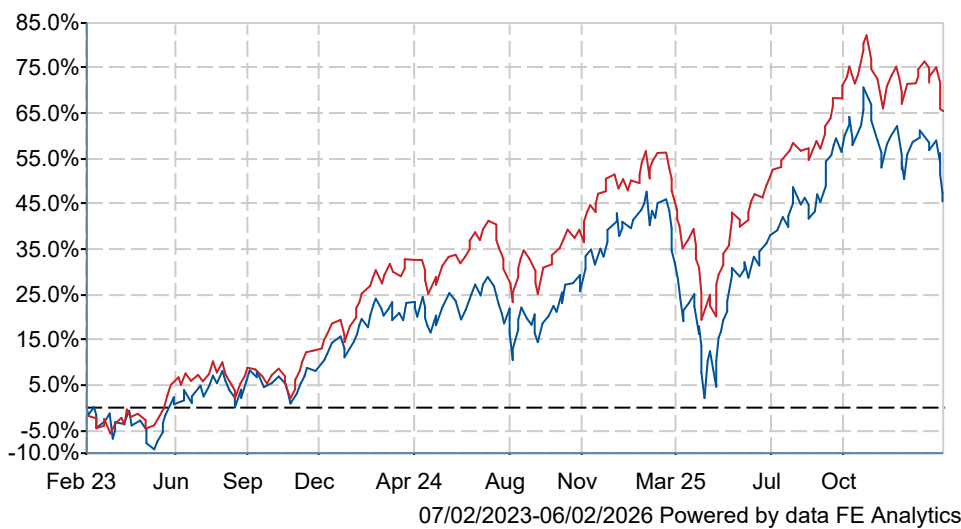


# AXA Framlington Global Technology Z Acc

## What is the Fund's objective?

The aim of the AXA Framlington Global Technology fund (the underlying 'Fund') is to provide long-term capital growth over a period of 5 years or more. The Fund invests in shares of listed companies engaged in the research, design and development of technologies in all sectors including IT and the internet which the Manager believes will provide above-average returns. The Fund invests in companies of any size which can be based anywhere in the world, albeit the Fund tends to be biased towards the US as this is where the majority of technology-related companies are based. The Manager selects shares based upon analysis of a company's financial status, quality of its management, expected profitability and prospects for growth.

## Cumulative Performance



	3m	6m	1yr	3yrs	5yrs
AXA Framlington Global Technology Z Acc	-12.8	+1.0	+0.3	+44.2	+37.5
IA Technology & Technology Innovation	-6.5	+5.3	+5.9	+66.8	+54.3
Rank within sector	33 / 39	29 / 38	30 / 37	26 / 34	21 / 32
Quartile	4	4	4	4	3

## Fund Information

Sector	IA Technology & Technology Innovation
Asset Class	Equity
Launch Date	16-Apr-1999
Fund Size	£1,100.2m / \$1,498.6m (27-Jan-2026)
Fund Manager	Tom Riley Pauline Llandric James Dowe Matthew Ward, CFA

## How does FE fundinfo rate this fund?

FE fundinfo Crown Rating	★★★★★
Risk Score	219

## Investment Details

Initial Charge	0.00%
Annual Charges	0.75%
Note to charges	Initial Charges: max.;
Minimum Initial Investment	£ 100,000
Minimum Additional Investment	£ 5,000
Dividend Policy	Jan 15 (Final)

## Prices

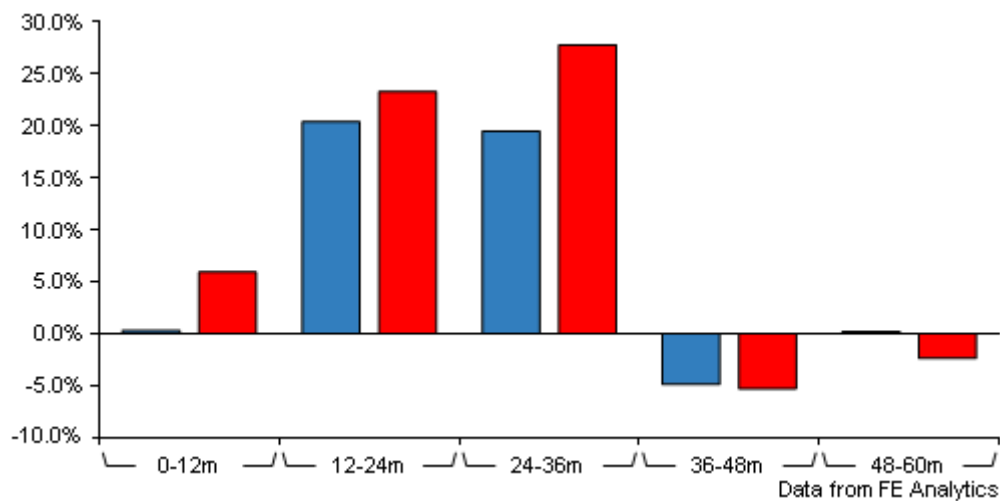
Unit Type	ACC
Mid	919.90(GBX)
Price Date	06 Feb 2026
Yield	0.00

## Codes

Citicode	03TL
SEDOL	B4W52V5
ISIN	GB00B4W52V57

# AXA Framlington Global Technology Z Acc

## Discrete Performance



	0-12m	12m-24m	24m-36m	36m-48m	48m-60m
AXA Framlington Global Technology Z Acc	+0.3	+20.4	+19.5	-4.9	+0.2
IA Technology & Technology Innovation	+5.9	+23.3	+27.8	-5.3	-2.4
Rank within sector	30 / 37	23 / 34	24 / 34	15 / 33	15 / 32
Quartile	4	3	3	2	2

All prices in Pence Sterling (GBX) unless otherwise specified. Price total return performance figures are calculated on a bid price to bid price basis (mid to mid for OEICs) with net income (dividends) reinvested. Performance figures are shown in Pound Sterling (GBP).

## Contact Details

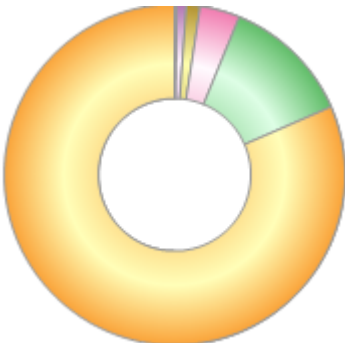
Address

AXA Investment  
Managers UK  
Limited, 22  
Bishopsgate, London  
EC2N 4BQ, United  
Kingdom, l0345  
7775511|https://  
www.axa-im.co.uk

# AXA Framlington Global Technology Z Acc

## Asset Allocation (31 Dec 2025)

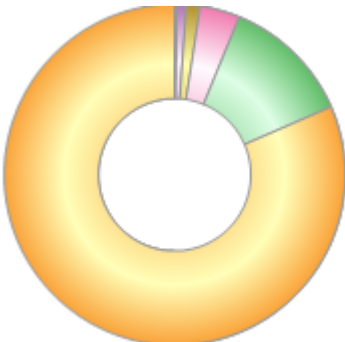
Rank	Asset Classes	%
1	North American Equities	81.59
2	Global Emerging Market Equities	12.27
3	Europe ex UK Equities	3.81
4	UK Equities	1.25
5	Asia Pacific ex Japan Equities	0.90
6	Money Market	0.18



Powered by data from FE fundinfo

## Regional Breakdown (31 Dec 2025)

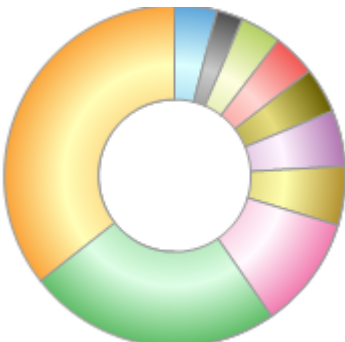
Rank	Regions	%
1	North America	81.59
2	Global Emerging Markets	12.27
3	Europe ex UK	3.81
4	UK	1.25
5	Asia Pacific ex Japan	0.90
6	Money Market	0.18



Powered by data from FE fundinfo

## Sector Breakdown (31 Dec 2025)

Rank	Sectors	%
1	Semiconductors & Semiconductor Equip.	35.58
2	Software	24.04
3	Interactive Media & Services	10.65
4	Broadline Retail	5.56
5	Technology Hardware, Storage & Peri.	5.34
6	Communications equipment	4.34
7	IT Services	4.11
8	Entertainment	3.91
9	Financial Services	2.51
10	Others	3.96



Powered by data from FE fundinfo

## Top Holdings (31 Dec 2025)

Rank	Largest Holdings	%
1	NVIDIA Corp	7.56

# AXA Framlington Global Technology Z Acc

Rank	Largest Holdings	%
2	Alphabet Inc	7.48
3	Broadcom Inc	6.73
4	Microsoft Corp	6.55
5	Taiwan Semiconductor Manufa...	6.14
6	Apple Inc	4.44
7	SK Hynix Inc	3.44
8	Meta Platforms Inc	3.16
9	JFrog Ltd	2.77
10	Ciena Corp	2.66