

AXA Framlington American Growth Z Acc

What is the Fund's objective?

The aim of this Fund is to provide long-term capital growth.

Cumulative Performance



	3m	6m	1yr	3yrs	5yrs
AXA Framlington American Growth Z Acc	+4.4	+18.3	+25.5	+29.8	+100.1
IA North America	+5.5	+18.8	+23.6	+29.1	+76.5
Rank within sector	176 / 255	152 / 254	116 / 253	136 / 228	18 / 205
Quartile	3	3	2	3	1

Fund Information

Sector	IA North America
Asset Class	Equity
Launch Date	23-Dec-1992
Fund Size	£1,090.3m / \$1,361.8m (26-Apr-2024)
Fund Manager	Stephen Kelly David Shaw David Shaw

How does FE fundinfo rate this fund?

FE fundinfo Crown Rating	
AFI	NO
Risk Score	126

Investment Details

Initial Charge	0.00%
Annual Charges	0.75%
Note to charges	Initial Charges: max.;
Minimum Initial Investment	£ 100,000
Minimum Additional Investment	£ 5,000
Dividend Policy	Mar 01 (Final)

Prices

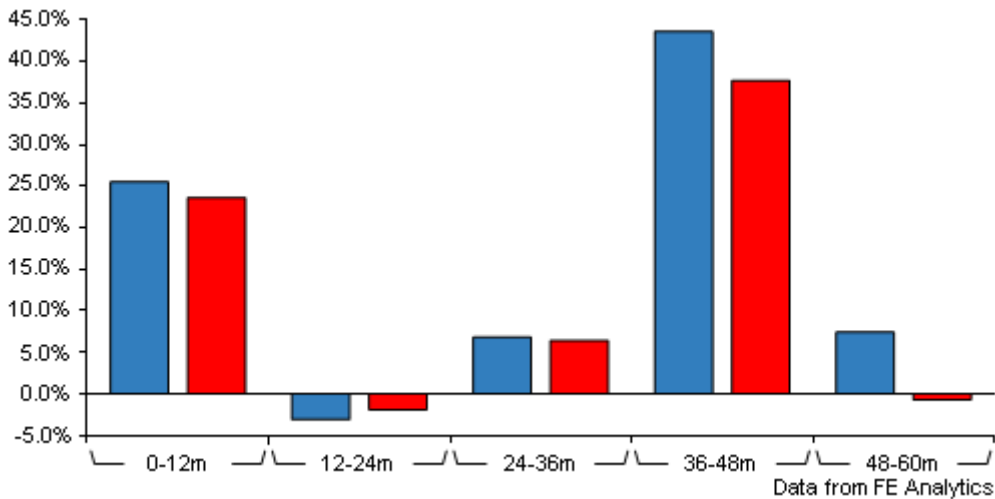
Unit Type	ACC
Mid	674.30(GBX)
Price Date	26 Apr 2024
Yield	0.00

Codes

Citicode	03TF
SEDOL	B5LXGG0
ISIN	GB00B5LXGG05

AXA Framlington American Growth Z Acc

Discrete Performance



	0-12m	12m-24m	24m-36m	36m-48m	48m-60m
AXA Framlington American Growth Z Acc	+25.5	-3.1	+6.8	+43.6	+7.4
IA North America	+23.6	-1.9	+6.4	+37.7	-0.7
Rank within sector	116 / 253	163 / 245	135 / 228	49 / 219	41 / 205
Quartile	2	3	3	1	1

All prices in Pence Sterling (GBX) unless otherwise specified. Price total return performance figures are calculated on a bid price to bid price basis (mid to mid for OEICs) with net income (dividends) reinvested. Performance figures are shown in Pound Sterling (GBP).

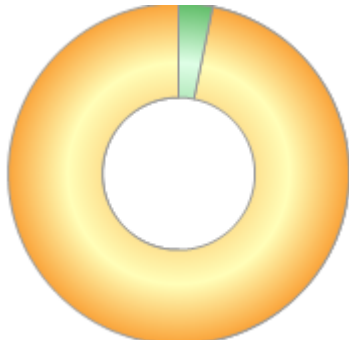
Contact Details

Address	AXA Investment Managers UK Limited, 22 Bishopsgate, London EC2N 4BQ, United Kingdom
Telephone numbers	0345 7775511 (Main Number)
Website	www.axa-im.co.uk

AXA Framlington American Growth Z Acc

Asset Allocation (28 Mar 2024)

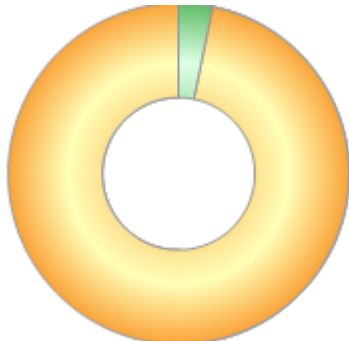
Rank	Asset Classes	%
1	USA Equities	96.80
2	Cash	3.20



Powered by data from FE fundinfo

Regional Breakdown (28 Mar 2024)

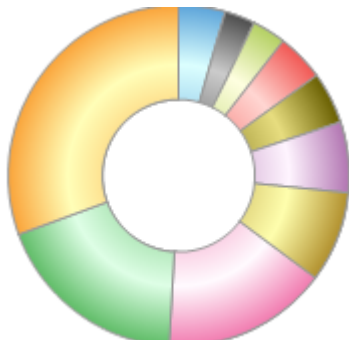
Rank	Regions	%
1	USA	96.80
2	Cash	3.20



Powered by data from FE fundinfo

Sector Breakdown (28 Mar 2024)

Rank	Sectors	%
1	Information Technology	30.60
2	Health Care	18.52
3	Consumer Discretionary	15.68
4	Financials	8.61
5	Industrials	6.72
6	Consumer Staples	4.94
7	Communication Services	4.51
8	Cash	3.20
9	Energy	2.87
10	Others	4.35



Powered by data from FE fundinfo

Top Holdings (28 Mar 2024)

Rank	Largest Holdings	%
1	Microsoft Corp	7.15
2	Apple Inc	5.71

AXA Framlington American Growth Z Acc

Rank	Largest Holdings	%
3	NVIDIA Corp	5.10
4	Alphabet Inc	4.51
5	Amazon.com Inc	4.26
6	Eli Lilly & Co	1.67
7	American Express Co	1.66
8	Boston Scientific Corp	1.58
9	Intuitive Surgical Inc	1.58
10	Ecolab Inc	1.55