

# Vanguard US Equity Index Acc GBP

## What is the Fund's objective?

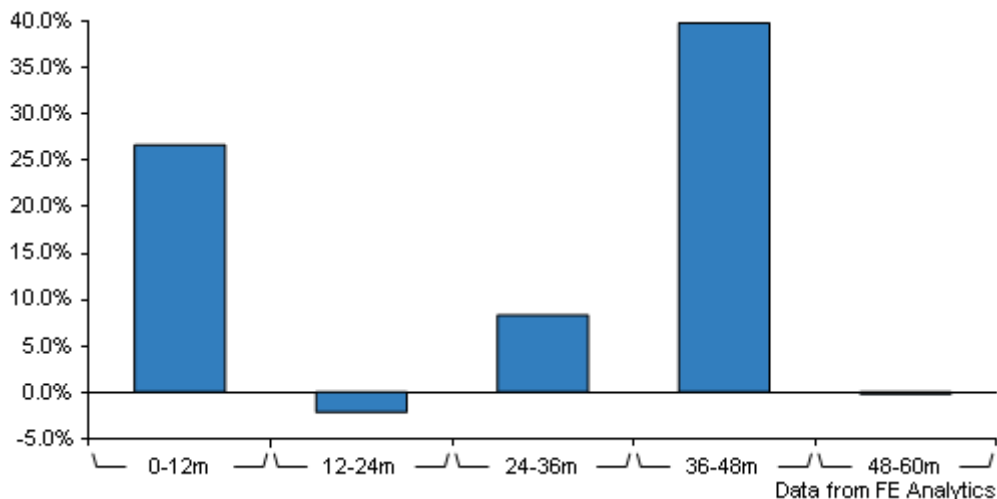
The Fund seeks to track the performance of the Standard and Poor's Total Market Index.

## Cumulative Performance



	3m	6m	1yr	3yrs	5yrs
Vanguard US Equity Index Acc GBP	+4.6	+16.9	+26.7	+34.2	+87.4

## Discrete Performance



	0-12m	12m-24m	24m-36m	36m-48m	48m-60m
Vanguard US Equity Index Acc GBP	+26.7	-2.2	+8.3	+39.9	-0.2

All prices in Pence Sterling (GBX) unless otherwise specified. Price total return performance figures are calculated on a bid price to bid price basis (mid to mid for OEICs) with net income (dividends) reinvested. Performance figures are shown in Pound Sterling (GBP).

## Fund Information

Benchmark	n/a
Asset Class	Equity
Launch Date	23-Jun-2009
Fund Size	£14,706.4m / \$18,446.2m (03-May-2024)

## How does FE fundinfo rate this fund?

Risk Score **116**

## Other ratings

Morningstar Analyst Rating 

## Investment Details

Initial Charge	0.00%
Annual Charges	0.10%
Note to charges	Initial Charges: max.;
Minimum Initial Investment	£ 1,000,000
Minimum Additional Investment	n/a
Dividend Policy	Nov 01 (Final)

## Prices

Unit Type	ACC
Mid	905.38(GBP)
Price Date	03 May 2024
Yield	0.80

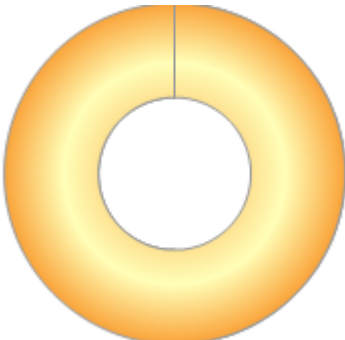
## Codes

Citicode	FPD3
SEDOL	B5B71Q7
ISIN	GB00B5B71Q71

# Vanguard US Equity Index Acc GBP

## Asset Allocation (31 Mar 2024)

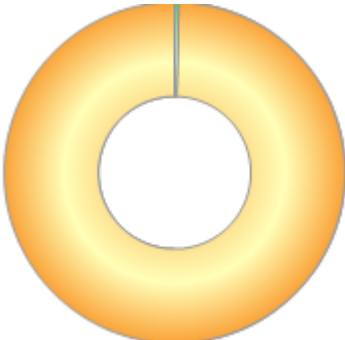
Rank	Asset Classes	%
1	US Equities	99.93
2	International Equities	0.03
3	Canadian Equities	0.03
4	Indian Equities	0.01



Powered by data from FE fundinfo

## Regional Breakdown (31 Mar 2024)

Rank	Regions	%
1	USA	99.50
2	Money Market	0.44
3	Others	0.03
4	Canada	0.03
5	India	0.01



Powered by data from FE fundinfo

## Sector Breakdown (31 Mar 2024)

Rank	Sectors	%
1	Information Technology	27.92
2	Financials	13.72
3	Health Care	12.26
4	Consumer Discretionary	10.46
5	Industrials	9.99
6	Communication Services	8.20
7	Consumer Staples	5.53
8	Energy	4.03
9	Real Estate	2.68
10	Others	5.21



Powered by data from FE fundinfo

## Top Holdings (31 Mar 2024)

Rank	Largest Holdings	%
1	Microsoft Corp.	6.09
2	Apple Inc.	4.85

## Contact Details

Address	The Walbrook Building, 25 Walbrook, London, EC4N 8AF
Telephone numbers	0800 917 5508 (Main Number)
Website	<a href="http://www.vanguard.co.uk/professional/">www.vanguard.co.uk/professional/</a>
Email	<a href="mailto:enquiries@vanguard.co.uk">enquiries@vanguard.co.uk</a>

# Vanguard US Equity Index Acc GBP

Rank	Largest Holdings	%
3	NVIDIA Corp.	4.35
4	Amazon.com Inc.	3.21
5	Alphabet Inc.	3.20
6	Meta Platforms Inc.	2.08
7	Berkshire Hathaway Inc.	1.49
8	Eli Lilly & Co.	1.21
9	Broadcom Inc.	1.14
10	JPMorgan Chase & Co.	1.13