

Vanguard US Equity Index A Acc GBP

What is the Fund's objective?

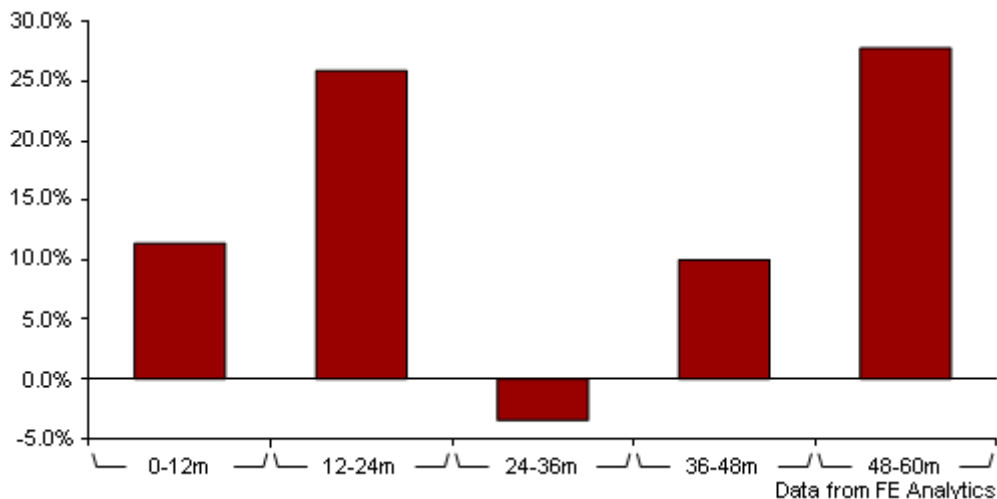
The Fund seeks to track the performance of the Standard and Poor's Total Market Index.

Cumulative Performance



	3m	6m	1yr	3yrs	5yrs
Vanguard US Equity Index A Acc GBP	+6.0	-2.2	+11.4	+35.4	+90.3

Discrete Performance



	0-12m	12m-24m	24m-36m	36m-48m	48m-60m
Vanguard US Equity Index A Acc GBP	+11.4	+25.9	-3.5	+10.0	+27.8

All prices in Pence Sterling (GBX) unless otherwise specified. Price total return performance figures are calculated on a bid price to bid price basis (mid to mid for OEICs) with net income (dividends) reinvested. Performance figures are shown in Pound Sterling (GBP).

Fund Information

Benchmark	n/a
Asset Class	Equity
Launch Date	23-Jun-2009
Fund Size	£17,931.2m / \$24,321.9m (18-Aug-2025)

How does FE fundinfo rate this fund?

Risk Score **152**

Investment Details

Initial Charge	0.00%
Annual Charges	0.10%
Note to charges	Initial Charges: max.;
Minimum Initial Investment	£ 1,000,000
Minimum Additional Investment	n/a
Dividend Policy	Nov 01 (Final)

Prices

Unit Type	ACC
Mid	1064.08(GBP)
Price Date	18 Aug 2025
Yield	0.95

Codes

Citicode	FPD3
SEDOL	B5B71Q7
ISIN	GB00B5B71Q71

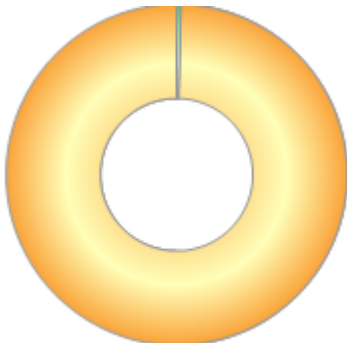
Contact Details

Address	The Walbrook Building, 25 Walbrook, London, EC4N 8AF
Telephone numbers	0800 917 5508 (Main Number)
Website	www.vanguard.co.uk/professional/
Email	enquiries@vanguard.co.uk

Vanguard US Equity Index A Acc GBP

Asset Allocation (30 Jun 2025)

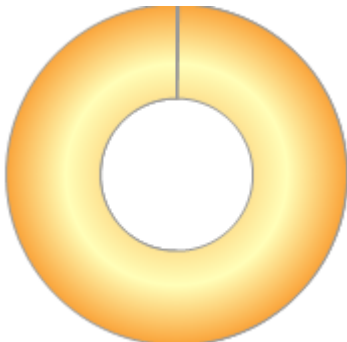
Rank	Asset Classes	%
1	US Equities	99.50
2	Money Market	0.43
3	Canadian Equities	0.03
4	International Equities	0.03
5	Swedish Equities	0.00
6	Chinese Equities	0.00



Powered by data from FE fundinfo

Regional Breakdown (31 Jul 2025)

Rank	Regions	%
1	USA	99.79
2	Money Market	0.15
3	Canada	0.03
4	Others	0.02
5	Sweden	0.00
6	China	0.00



Powered by data from FE fundinfo

Sector Breakdown (31 Jul 2025)

Rank	Sectors	%
1	Information Technology	32.13
2	Financials	14.25
3	Consumer Discretionary	10.45
4	Industrials	9.88
5	Communication Services	9.16
6	Health Care	9.03
7	Consumer Staples	4.97
8	Energy	3.08
9	Utilities	2.39
10	Others	4.66



Powered by data from FE fundinfo

Top Holdings (31 Jul 2025)

Rank	Largest Holdings	%
1	NVIDIA Corp	7.09
2	Microsoft Corp	6.48

Vanguard US Equity Index A Acc GBP

Rank	Largest Holdings	%
3	Apple Inc	5.07
4	Amazon.com Inc	3.61
5	Alphabet Inc	3.30
6	Meta Platforms Inc	2.74
7	Broadcom Inc	2.26
8	Berkshire Hathaway Inc	1.41
9	Tesla Inc	1.41
10	JPMorgan Chase & Co	1.35