

HSBC FTSE All Share Index C Acc

What is the Fund's objective?

The fund aims to track the performance of the FTSE All-Share Index (the "Index"), before charges, over a 5-year period. It will invest in a representative sample of the shares (equities) of companies that make up the Index and possibly some securities that are not included in the Index that are designed to help the fund track the performance of the Index. It may not invest in all the companies of the Index to manage transaction costs or to reflect market conditions, regulations, or HSBC's banned weapons policy. It may hold cash and other funds, including funds managed by the HSBC Group, to manage day-to-day cash flow requirements. The fund may invest in different types of derivatives for efficient portfolio management, including hedging.

Cumulative Performance



	3m	6m	1yr	3yrs	5yrs
HSBC FTSE All Share Index C Acc	+6.4	+13.5	+20.8	+43.9	+78.2
FTSE All Share	+6.9	+13.8	+22.0	+44.7	+79.6

Fund Information

Benchmark	FTSE All Share
Asset Class	Equity
Launch Date	26-Mar-1990
Fund Size	£2,311.3m / \$3,148.2m (06-Feb-2026)

How does FE fundinfo rate this fund?

FE fundinfo Passive Rating	 P
Risk Score	99

Investment Details

Initial Charge	0.00%
Annual Charges	0.04%
Note to charges	n/a
Minimum Initial Investment	£ 1,000,000
Minimum Additional Investment	£ 1,000
Dividend Policy	May 16 (Final), Nov 16

Prices

Unit Type	ACC
Mid	1050.00(GBX)
Price Date	06 Feb 2026
Yield	2.85

Codes

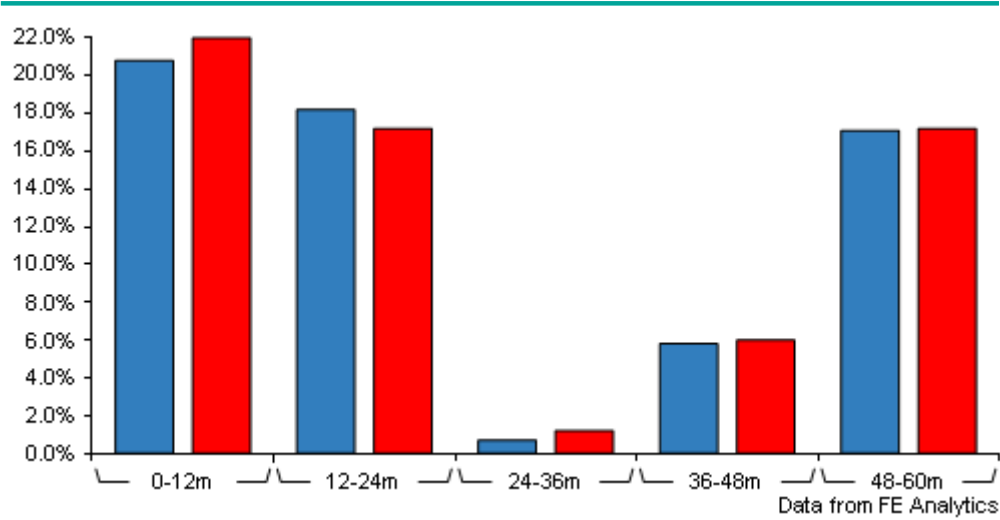
Citicode	G18W
SEDOL	B80QFX1
ISIN	GB00B80QFX11

Contact Details

Address	8 Canada Square, Canary Wharf, London, E14 5HQ
Telephone numbers	080 0358 3011 (Main Number)
Website	www.assetmanagement.hsbc.co.uk

HSBC FTSE All Share Index C Acc

Discrete Performance



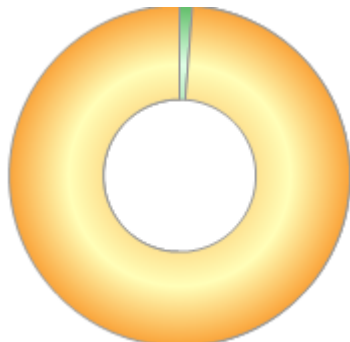
	0-12m	12m-24m	24m-36m	36m-48m	48m-60m
HSBC FTSE All Share Index C Acc	+20.8	+18.2	+0.7	+5.8	+17.1
FTSE All Share	+22.0	+17.2	+1.2	+6.0	+17.2

All prices in Pence Sterling (GBX) unless otherwise specified. Price total return performance figures are calculated on a bid price to bid price basis (mid to mid for OEICs) with net income (dividends) reinvested. Performance figures are shown in Pound Sterling (GBP).

HSBC FTSE All Share Index C Acc

Asset Allocation (31 Dec 2025)

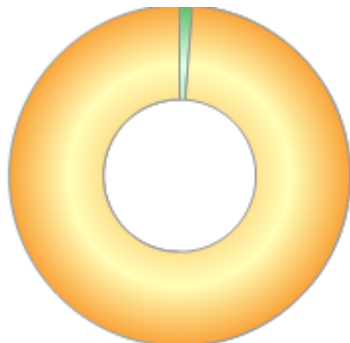
Rank	Asset Classes	%
1	UK Equities	98.84
2	Others	1.16



Powered by data from FE fundinfo

Regional Breakdown (31 Dec 2025)

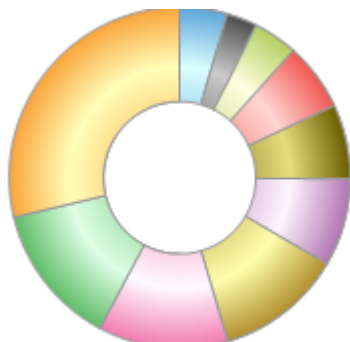
Rank	Regions	%
1	UK	98.84
2	Cash & Others	1.16



Powered by data from FE fundinfo

Sector Breakdown (31 Dec 2025)

Rank	Sectors	%
1	Financials	28.70
2	Consumer Staples	13.54
3	Industrials	12.31
4	Health Care	12.03
5	Energy	8.30
6	Consumer Discretionary	7.09
7	Basic Materials	6.44
8	Utilities	4.22
9	Technology	2.90
10	Others	4.47



Powered by data from FE fundinfo

Top Holdings (31 Dec 2025)

Rank	Largest Holdings	%
1	AstraZeneca PLC	7.47
2	HSBC Holdings PLC	7.28

HSBC FTSE All Share Index C Acc

Rank	Largest Holdings	%
3	Shell PLC	5.74
4	Unilever PLC	3.78
5	Rolls-Royce Holdings PLC	3.51
6	British American Tobacco PLC	3.24
7	GSK PLC	2.63
8	BP PLC	2.45
9	Barclays PLC	2.39
10	Rio Tinto PLC	2.23