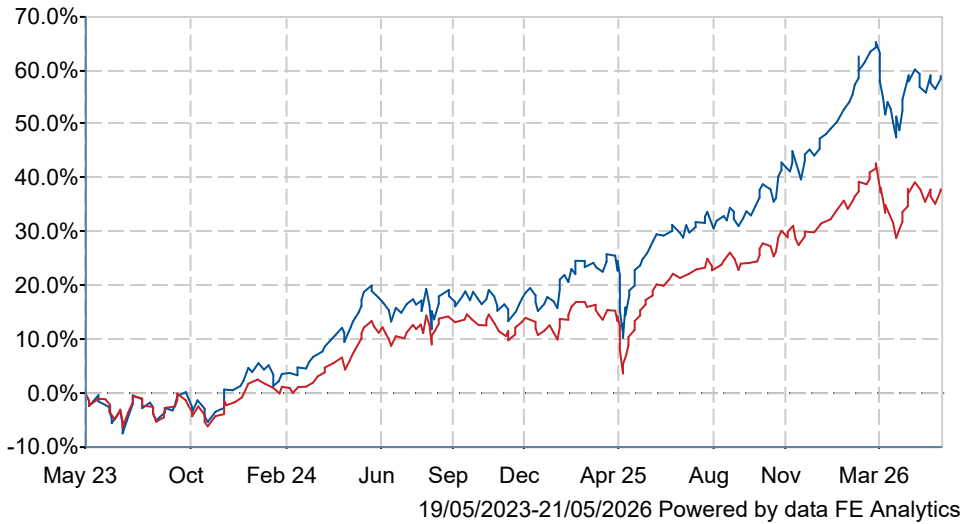


Man Income Fund C Professional Acc

What is the Fund's objective?

Man Income Fund primarily invests, directly or indirectly, in UK equities or in the equities of companies which derive a substantial part of their revenues from activities in the UK.

Cumulative Performance



| | 3m | 6m | 1yr | 3yrs | 5yrs |
|------------------------------------|---------|--------|---------|--------|--------|
| Man Income Fund C Professional Acc | -2.9 | +13.8 | +22.9 | +58.9 | +83.2 |
| IA UK Equity Income | -2.5 | +8.7 | +14.8 | +37.9 | +48.9 |
| Rank within sector | 38 / 65 | 8 / 65 | 11 / 65 | 6 / 64 | 5 / 63 |
| Quartile | 3 | 1 | 1 | 1 | 1 |

Fund Information

| | |
|--------------|--------------------------------------|
| Sector | IA UK Equity Income |
| Asset Class | Equity |
| Launch Date | 05-Mar-1999 |
| Fund Size | £2,280.5m / \$3,057.5m (30-Apr-2026) |
| Fund Manager | Henry Dixon Jack Barrat |

How does FE fundinfo rate this fund?

| | |
|----------------------|----------------------------|
| Alpha Manager Rating | Henry Dixon Jack Barrat |
|----------------------|----------------------------|

FE fundinfo Crown Rating 

Risk Score **106**

Investment Details

| | |
|-------------------------------|--------------------------------------------------------------------------------------------------------|
| Initial Charge | 0.00% |
| Annual Charges | 0.75% |
| Note to charges | Initial Charges: max.; |
| Minimum Initial Investment | £ 500,000 |
| Minimum Additional Investment | £ 1,000 |
| Dividend Policy | Jan 01, Feb 01, Mar 01 (Final), Apr 01, May 01, Jun 01, Jul 01, Aug 01, Sep 01, Oct 01, Nov 01, Dec 01 |

Prices

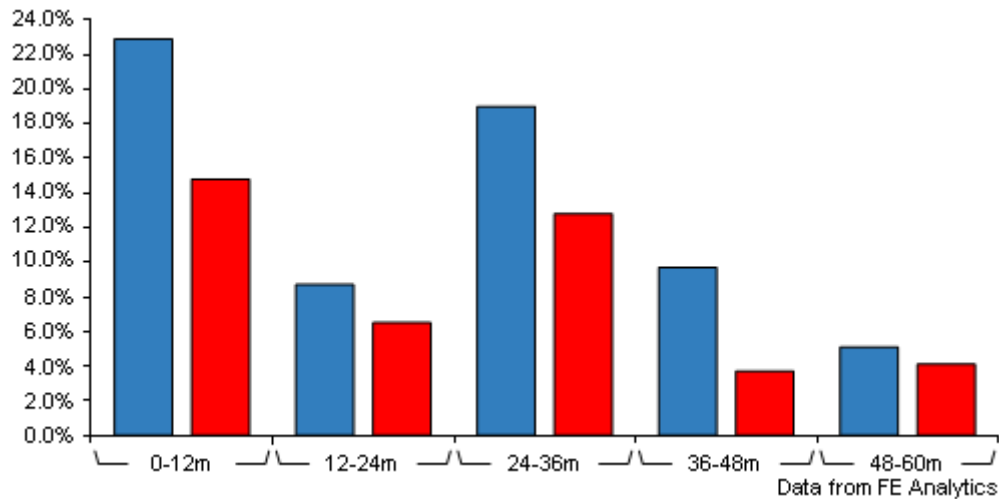
| | |
|------------|-------------|
| Unit Type | ACC |
| Mid | 554.30(GBX) |
| Price Date | 21 May 2026 |
| Yield | 4.22 |

Codes

| | |
|----------|--------------|
| Citicode | ZJ86 |
| SEDOL | B0117C2 |
| ISIN | GB00B0117C28 |

Man Income Fund C Professional Acc

Discrete Performance



| | 0-12m | 12m-24m | 24m-36m | 36m-48m | 48m-60m |
|------------------------------------|---------|---------|---------|---------|---------|
| Man Income Fund C Professional Acc | +22.9 | +8.7 | +19.0 | +9.7 | +5.1 |
| IA UK Equity Income | +14.8 | +6.5 | +12.8 | +3.7 | +4.1 |
| Rank within sector | 11 / 65 | 23 / 64 | 4 / 64 | 5 / 64 | 28 / 63 |
| Quartile | 1 | 2 | 1 | 1 | 2 |

All prices in Pence Sterling (GBX) unless otherwise specified. Price total return performance figures are calculated on a bid price to bid price basis (mid to mid for OEICs) with net income (dividends) reinvested. Performance figures are shown in Pound Sterling (GBP).

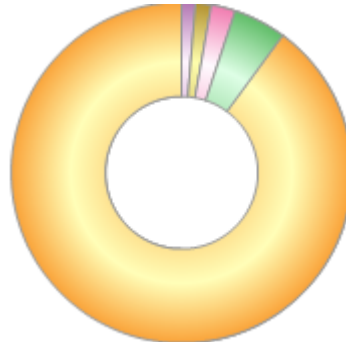
Contact Details

| | |
|-------------------|---------------------------------------------------------------------------------------------|
| Address | GLG Partners LP, Riverbank House, 2 Swan Lane, London, United Kingdom, EC4R 3AD |
| Telephone numbers | +44 (0) 20 7016 7000 (Main Number) |
| Website | www.glgpartners.com |
| Email | info@glgpartners.com |

Man Income Fund C Professional Acc

Asset Allocation (31 Oct 2025)

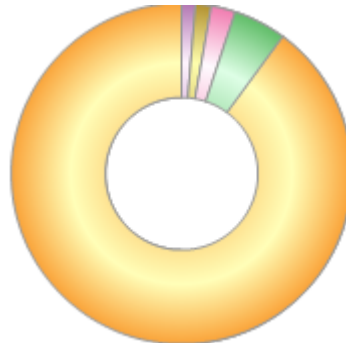
| Rank | Asset Classes | % |
|------|-------------------------|-------|
| 1 | United Kingdom Equities | 89.97 |
| 2 | Cash | 4.97 |
| 3 | Ireland Equities | 2.25 |
| 4 | Others Equities | 1.50 |
| 5 | France Equities | 1.31 |
| | | |
| | | |
| | | |
| | | |



Powered by data from FE fundinfo

Regional Breakdown (31 Oct 2025)

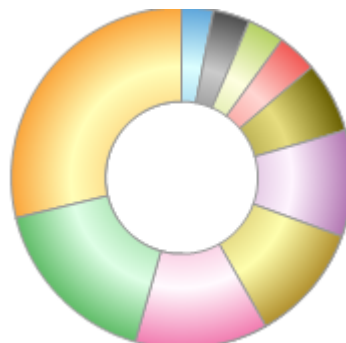
| Rank | Regions | % |
|------|----------------|-------|
| 1 | United Kingdom | 89.97 |
| 2 | Cash | 4.97 |
| 3 | Ireland | 2.25 |
| 4 | Others | 1.50 |
| 5 | France | 1.31 |
| | | |
| | | |
| | | |
| | | |



Powered by data from FE fundinfo

Sector Breakdown (30 Apr 2026)

| Rank | Sectors | % |
|------|------------------------|-------|
| 1 | Financials | 28.81 |
| 2 | Materials | 16.79 |
| 3 | Industrials | 12.64 |
| 4 | Energy | 11.24 |
| 5 | Consumer Discretionary | 10.07 |
| 6 | Real Estate | 6.66 |
| 7 | Health Care | 3.77 |
| 8 | Consumer Staples | 3.52 |
| 9 | Utilities | 3.49 |
| 10 | Others | 3.01 |



Powered by data from FE fundinfo

Top Holdings (30 Apr 2026)

| Rank | Largest Holdings | % |
|------|------------------|------|
| 1 | RIO TINTO PLC | 7.25 |
| 2 | BP P.L.C. | 5.73 |

Man Income Fund C Professional Acc

| Rank | Largest Holdings | % |
|------|----------------------------------|------|
| 3 | SHELL PLC | 4.57 |
| 4 | HSBC HOLDINGS PLC | 3.83 |
| 5 | GSK PLC | 3.77 |
| 6 | NATIONAL GRID PLC | 3.49 |
| 7 | DCC PUBLIC LIMITED COMPANY | 3.46 |
| 8 | AIB GROUP PUBLIC LIMITED COMPANY | 3.31 |
| 9 | BARCLAYS PLC | 2.78 |
| 10 | LANCASHIRE HOLDINGS LTD | 2.77 |