

## Fidelity Multi Asset Allocator Defensive W Acc

### What is the Fund's objective?

The Fund aims to increase the value of your investment over a period of 5 years or more through a portfolio providing global exposure to both lower and higher risk assets. The Investment Manager will actively select investments for the fund. As part of the investment process, the Investment Manager aims to maintain a fixed allocation of 80% in lower-risk assets (such as debt instruments including global government bonds, global corporate bonds and cash) and 20% higher-risk assets (including global equities, global emerging market equities, global smaller companies and global property securities). This allocation, as well as the breakdown of higher-risk and lower-risk assets, may change according to prevailing market conditions and the efficient management of the portfolio, and will be periodically rebalanced back to its target 80/20 allocation.

### Cumulative Performance



	3m	6m	1yr	3yrs	5yrs
Fidelity Multi Asset Allocator Defensive W Acc	-0.6	+1.5	+6.8	+18.9	+9.7

Benchmark	n/a
Asset Class	Mixed Asset
Launch Date	10-Oct-2011
Fund Size	£118.2m / \$158.9m (20-May-2026)

### How does FE fundinfo rate this fund?

Risk Score **31**

### Investment Details

Initial Charge	0.00%
Annual Charges	0.20%
Note to charges	n/a
Minimum Initial Investment	£ 1,000
Minimum Additional Investment	£ 250
Dividend Policy	Oct 31 (Final)

### Prices

Unit Type	ACC
Mid	155.60(GBX)
Price Date	20 May 2026
Yield	0.00

### Codes

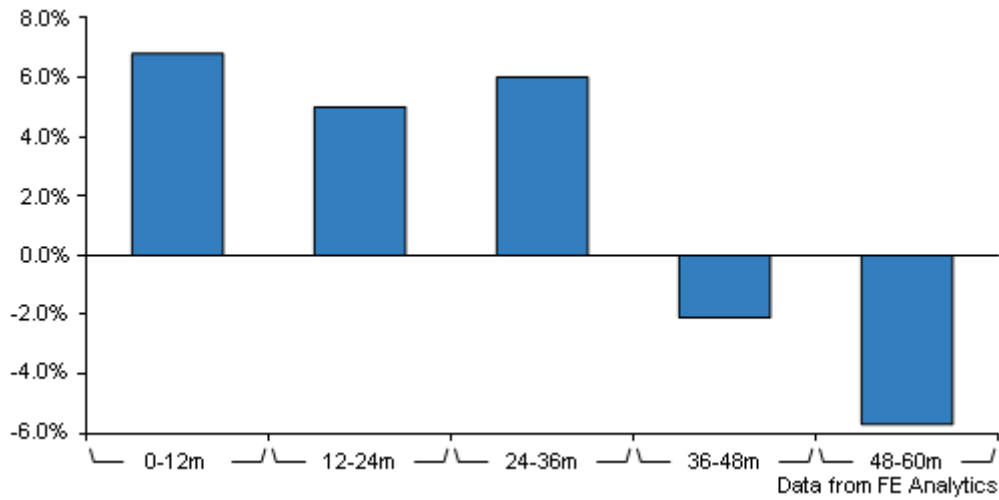
Citicode	ODT9
SEDOL	B8YQD22
ISIN	GB00B8YQD220

### Contact Details

Address	4 Cannon St, London, EC4M 5AB
Telephone numbers	0333 300 3350 (Main Number)
Website	<a href="http://www.fidelityinternational.com">www.fidelityinternational.com</a>

# Fidelity Multi Asset Allocator Defensive W Acc

## Discrete Performance



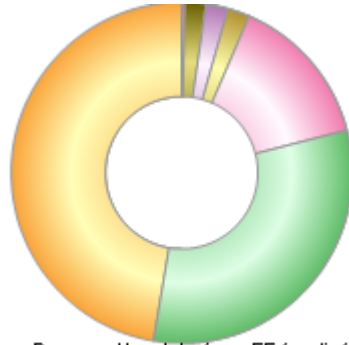
	0-12m	12m-24m	24m-36m	36m-48m	48m-60m
Fidelity Multi Asset					
Allocator Defensive W Acc	+6.8	+5.0	+6.0	-2.1	-5.7

All prices in Pence Sterling (GBX) unless otherwise specified. Price total return performance figures are calculated on a bid price to bid price basis (mid to mid for OEICs) with net income (dividends) reinvested. Performance figures are shown in Pound Sterling (GBP).

# Fidelity Multi Asset Allocator Defensive W Acc

## Asset Allocation (30 Apr 2026)

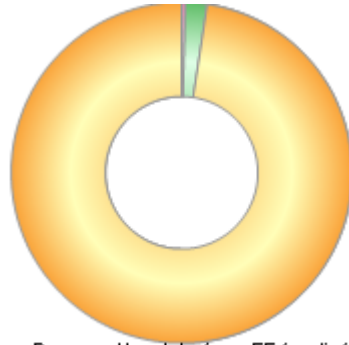
Rank	Asset Classes	%
1	Global Government Fixed Interest	47.40
2	Global Corporate Fixed Interest	31.70
3	International Equities	14.50
4	Global Emerging Market Equities	2.10
5	International Small Cap Companies	2.10
6	Property Shares	2.00
7	Money Market	0.30
8	Alternative Investment Strategies	-0.10



Powered by data from FE fundinfo

## Regional Breakdown (30 Apr 2026)

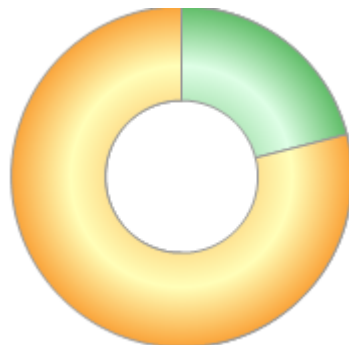
Rank	Regions	%
1	Global Smaller Companies	97.70
2	Global Emerging Equities	2.10
3	Uninvested Cash & Other	0.30
4	Derivatives	-0.10



Powered by data from FE fundinfo

## Sector Breakdown (30 Apr 2026)

Rank	Sectors	%
1	Mutual Funds	79.00
2	Others	21.00



Powered by data from FE fundinfo

## Top Holdings (30 Apr 2026)

Rank	Largest Holdings	%
1	HSBC Global Funds ICAV - Global Government Bond UCITS ETF	32.85
2	HSBC-GLOBALCORPORATEUCITSETF-S4CHG	22.27

## Fidelity Multi Asset Allocator Defensive W Acc

Rank	Largest Holdings	%
3	Fidelity Index Global Government Bond Fund F Accumulation Shares	14.50
4	Fidelity Index World Fund F Accumulation Shares	14.46
5	HSBC GLOBAL CORPORATE BOND UCITS ETF	9.40
6	Fidelity Index Emerging Markets Fund F Accumulation Shares	2.12
7	Amundi Index Ftse Epra Nareit Global	1.53
8	L&G Global Small Cap Equity Index C GBP Acc	1.44
9	ISHARES MSCI WORLD SMALL CAP UCITS ETF	0.62
10	iShares Developed Markets Property Yield UCITS ETF USD Dist (GBP)	0.51