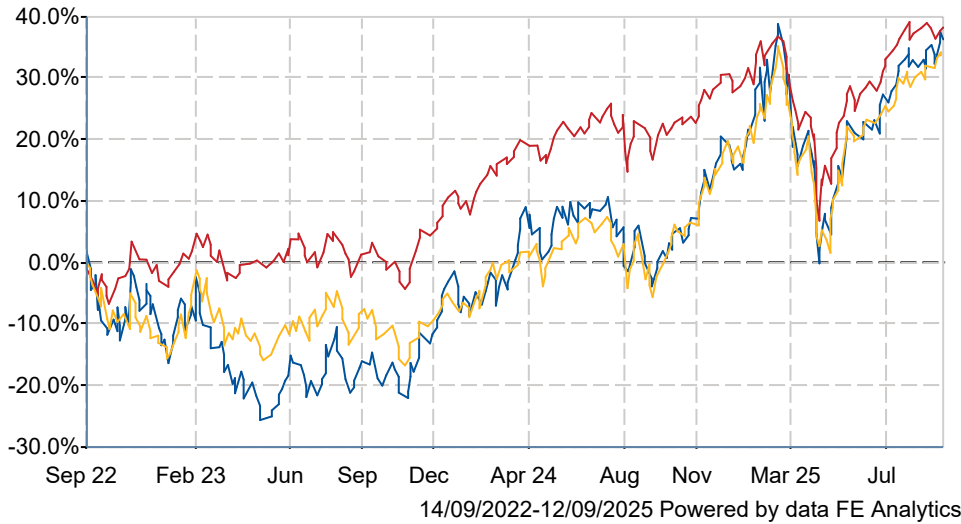





Scottish Mortgage Investment Trust PLC

What is the Fund's objective?

The Trust aims for capital growth from a global portfolio of initially immature entrepreneurial companies, typically with a market capitalisation of less than \$5bn at time of initial investment, which are believed to offer long-term growth potential.

Cumulative Performance




	3m	6m	1yr	3yrs	5yrs
 Scottish Mortgage Investment Trust PLC	+11.0	+15.8	+37.6	+32.6	+21.2
 Global	+6.6	+12.4	+15.4	+34.3	+41.7
 NAV	+9.2	+15.5	+36.3	+31.2	+31.9
Rank within sector	4 / 11	3 / 11	2 / 11	7 / 11	9 / 11
Quartile	2	1	1	3	4

Fund Information

Sector	Global
Asset Class	Equity
Launch Date	17-Mar-1909
Fund Size	£12,547.7m / \$17,018.4m (12-Sep-2025)
Fund Manager	Tom Slater Lawrence Burns

How does FE fundinfo rate this fund?

Alpha Manager Rating	Tom Slater
FE fundinfo Crown Rating	
Risk Score	200

Investment Details

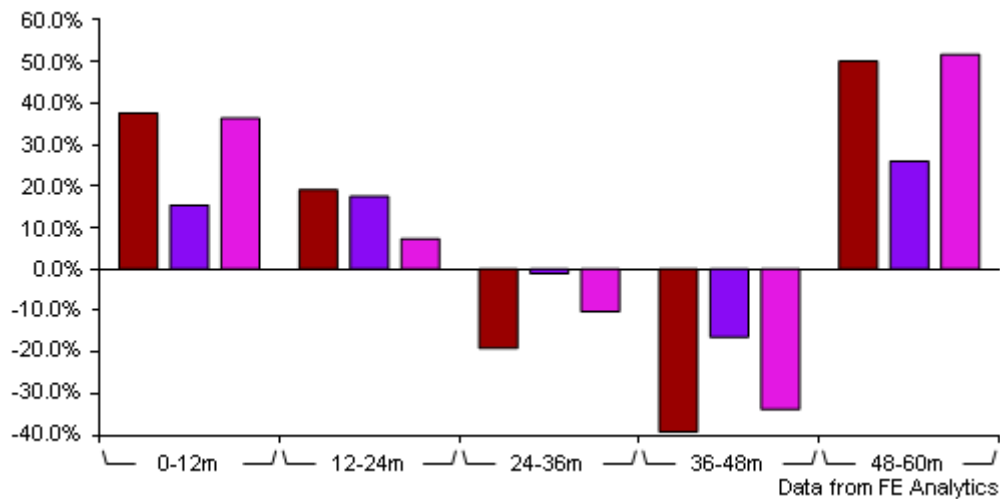
Initial Charge	0.00%
Annual Charges	0.29%
Note to charges	n/a
Minimum Initial Investment	n/a
Minimum Additional Investment	n/a
Dividend Policy	n/a
Management Contract	n/a

Prices

Unit Type	INC
Mid	1109.50(GBX)
Price Date	12 Sep 2025
Yield	0.39
Discount	-9.65
Diluted NAV	
- Estimate	1228.02
- Last Published	1228.02 (11-Sep-2025)

Scottish Mortgage Investment Trust PLC

Discrete Performance



	0-12m	12m-24m	24m-36m	36m-48m	48m-60m
Scottish Mortgage Investment Trust PLC	+37.6	+19.1	-19.0	-39.1	+50.1
Global	+15.4	+17.5	-1.0	-16.3	+26.0
NAV	+36.3	+7.3	-10.2	-33.7	+51.7
Rank within sector	2 / 11	3 / 11	11 / 11	11 / 11	1 / 11
Quartile	1	1	4	4	1

All prices in Pence Sterling (GBX) unless otherwise specified. Price total return performance figures are calculated using closing mid prices and with net income (dividends) reinvested. NAV total return performance figures are calculated using fully diluted (where applicable) daily estimated NAV figures from Thomson Financial Datastream. Performance figures are shown in Pound Sterling (GBP).

Codes

Citicode	BE08
SEDOL	BLDYK61
ISIN	GB00BLDYK618
TIDM	SMT

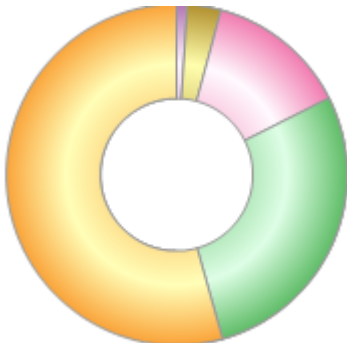
Contact Details

Address	Calton Square, 1 Greenside Row, EH1 3AN, Edinburgh, EH1 3AN
Telephone numbers	+44 (0) 131 275 2000 (Main Number)
Website	www.scottishmortgage.com
Email	enquiries@bailliejaifford.com

Scottish Mortgage Investment Trust PLC

Asset Allocation (31 Aug 2025)

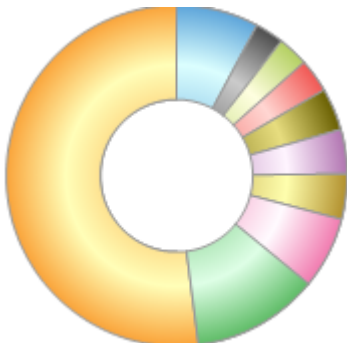
Rank	Asset Classes	%
1	American Equity	54.35
2	Emerging Markets Equity	28.05
3	European Equity	13.37
4	UK Equity	3.24
5	Cash	0.97
6	Overseas Fixed	0.02



Powered by data from FE fundinfo

Regional Breakdown (31 Aug 2025)

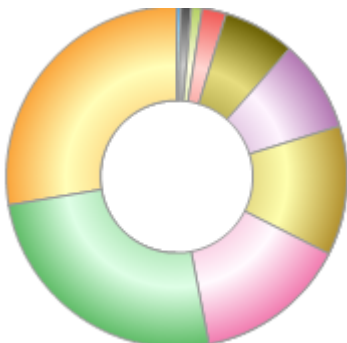
Rank	Regions	%
1	United States	52.00
2	China	12.04
3	Brazil	6.81
4	Netherlands	4.31
5	Taiwan	4.19
6	Sweden	4.04
7	UK	3.24
8	Singapore	2.85
9	Italy	2.71
10	Others	7.81



Powered by data from FE fundinfo

Sector Breakdown (31 Aug 2025)

Rank	Sectors	%
1	Consumer Discretionary	27.71
2	Information Technology	25.39
3	Communication Services	14.50
4	Industrials	12.32
5	Financials	8.70
6	Health Care	6.84
7	Consumer Staples	2.27
8	Cash	0.97
9	Materials	0.95
10	Others	0.35



Powered by data from FE fundinfo

Top Holdings (31 Aug 2025)

Rank	Largest Holdings	%
1	Space Exploration Technologies	6.09
2	MercadoLibre	6.02

Scottish Mortgage Investment Trust PLC

Rank	Largest Holdings	%
3	Amazon.com	4.61
4	TSMC	4.19
5	Meta Platforms	4.19
6	NVIDIA	3.18
7	Spotify	3.11
8	Sea Limited	2.85
9	Ferrari	2.71