



Zurich Schroder Gilt & Fixed Interest Pn

Fund objective

The Schroder Gilt & Fixed Interest fund (the underlying 'Fund') aims to provide income and capital growth in excess of the FTSE Gilts All Stocks index (after fees have been deducted) over a three to five year period by investing in fixed and floating rate securities issued by governments worldwide. The fund is actively managed and invests at least 95% of its assets in bonds denominated in sterling (or in other currencies and hedged back into sterling) issued by governments, government agencies and supra-nationals worldwide. The fund invests at least 80% of its assets in bonds issued by the UK government. The fund may also invest directly or indirectly in securities (including in other asset classes), countries, regions, industries or currencies, collective investment schemes (including Schroder funds) and money market instruments, and hold cash. The fund may use derivatives with the aim of achieving investment gains, reducing risk or managing the fund more efficiently. The fund may use leverage and take short positions.

Detailed fund information

Unit name Zurich Schroder Gilt & Fixed Interest Pn

FE fundinfo Crown Rating

Sector UK Gilts

Domicile United Kingdom

Fund currency GBX

Unit currency GBX

Launch date 16-Sep-2002

Fund size (as at 30-Apr-2024) £0.5m

Primary asset class Fixed Interest

Inc / Acc Accumulating

Price and charges

Mid price (as at 17-May-2024) GBX 159.80

Initial charge n/a

Annual charge 0.35%

Codes

Citicode A766

ISIN GB0032048091

Management information

Fund manager James Ringer

Start date 30-Jun-2020

Fund manager Julien Houdain

Start date 30-Jun-2023

Address Unity Place, 1 Carfax Close, Swindon, SN1 1AP

Tel 0800 096 6233 (Main Number)

Website www.zurich.co.uk

Past performance overview fund vs. sector



17/05/2019 - 17/05/2024 Powered by data from FE fundinfo

Cumulative performance (%)

	YTD	3m	6m	1y	3ys	5ys
Zurich Schroder Gilt & Fixed Interest Pn	-2.4	+1.5	+1.9	+1.3	-24.7	-21.7
UK Gilts	-2.9	+1.5	+2.2	+2.6	-24.6	-22.2

Discrete performance (%)

	YTD	2023	2022	2021	2020	2019
Zurich Schroder Gilt & Fixed Interest Pn	-2.4	+3.5	-25.7	-6.9	+8.3	+6.2
UK Gilts	-2.9	+3.0	-26.4	-5.4	+8.3	+6.1

Growth of £1000 over 3 years

Total return performance of the fund rebased to 1000. Your actual return would be reduced by the cost of buying and selling the fund, and inflation.



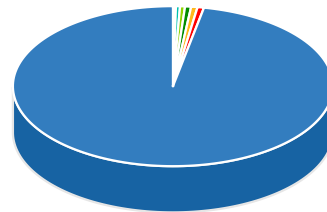
■ Fund

20/05/2021 - 17/05/2024 Powered by data from FE fundinfo

All prices in Pence Sterling (GBX) unless otherwise specified. Price performance figures are calculated on a bid price to bid price basis with net income (dividends) reinvested. Performance figures are shown in Sterling.

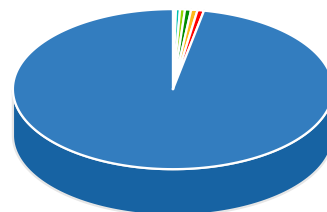
Asset allocation

Key	Rank	Asset class	% of Fund (31.03.2024)
A	1	UK Gilts	96.9
B	2	French Government Fixed Interest	0.7
C	3	Money Market	0.6
D	4	German Government Fixed Interest	0.6
E	5	US Government Fixed Interest	0.5
F	6	Swiss Government Fixed Interest	0.4
G	7	Dutch Government Fixed Interest	0.2
H	8	Swedish Government Fixed Interest	0.1
I	9	European Government Fixed Interest	0.0



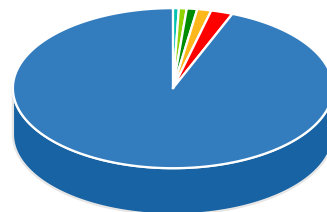
Regional breakdown

Key	Rank	Region	% of Fund (31.03.2024)
A	1	United Kingdom	96.9
B	2	France	0.7
C	3	Liquid Assets	0.6
D	4	Germany	0.6
E	5	United States	0.5
F	6	Switzerland	0.4
G	7	Netherlands	0.2
H	8	Sweden	0.1
I	9	European Union	0.0



Sector breakdown

Key	Rank	Sector	% of Fund (31.03.2024)
A	1	Treasuries	93.9
B	2	Industrial	2.2
C	3	Agency	1.4
D	4	Financial Institutions	1.1
E	5	Utility	0.8
F	6	Derivatives	0.6



Top ten holdings

Rank	Holding	% of Fund (31.03.2024)
1	TREASURY 3.5000 22/10/2025 SERIES GOVT REGS	13.1
2	TREASURY 4.5000 07/06/2028 SERIES GOVT	9.6
3	TREASURY 5% 07/03/2025	4.2
4	TREASURY 4.25% 07/06/2032	3.6
5	TREASURY 4.75% 07/12/2030	2.5
6	TREASURY 4.75% 07/12/2038	2.5
7	TREASURY 4.5% 07/09/2034	2.4
8	UK TSY 2029 0.8750 22/10/2029 - REGS	2.4
9	TREASURY 2.75% 07/09/2024	2.3
10	TREASURY 1.0000 22/04/2024	2.2