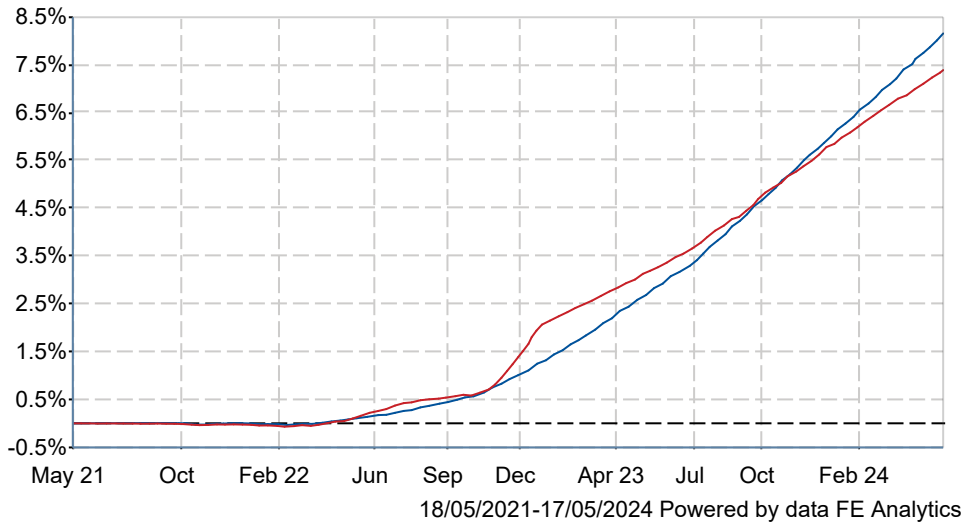




Abrdn Sterling X-2 Acc

What is the Fund's objective?

The Funds objective is to preserve capital and provide liquidity whilst aiming to provide a return in line with prevailing short term money market rates for which SONIA has been chosen as a performance comparator.

Cumulative Performance



| | 3m | 6m | 1yr | 3yrs | 5yrs |
|--|--------|---------|--------|--------|--------|
|  Abrdn Sterling X-2 Acc | +1.3 | +2.6 | +5.2 | +8.1 | +8.9 |
|  Currency - Sterling | +0.9 | +2.0 | +4.0 | +7.4 | +7.9 |
| Rank within sector | 8 / 42 | 12 / 37 | 9 / 35 | 4 / 33 | 3 / 28 |
| Quartile | 1 | 2 | 1 | 1 | 1 |

Fund Information

| | |
|--------------|--|
| Sector | Currency - Sterling |
| Asset Class | Money Market |
| Launch Date | 01-Jul-1985 |
| Fund Size | £16,906.5m / \$21,478.1m (17-May-2024) |
| Fund Manager | Liquidity Management Team |

How does FE fundinfo rate this fund?

| | |
|--------------------------|---|
| FE fundinfo Crown Rating |  |
| AFI | NO |
| Risk Score |  |

Investment Details

| | |
|-------------------------------|-----------------------|
| Initial Charge | 0.00% |
| Annual Charges | 0.20% |
| Note to charges | Initial Charges: max; |
| Minimum Initial Investment | £ 10,000 |
| Minimum Additional Investment | n/a |
| Dividend Policy | n/a |

Prices

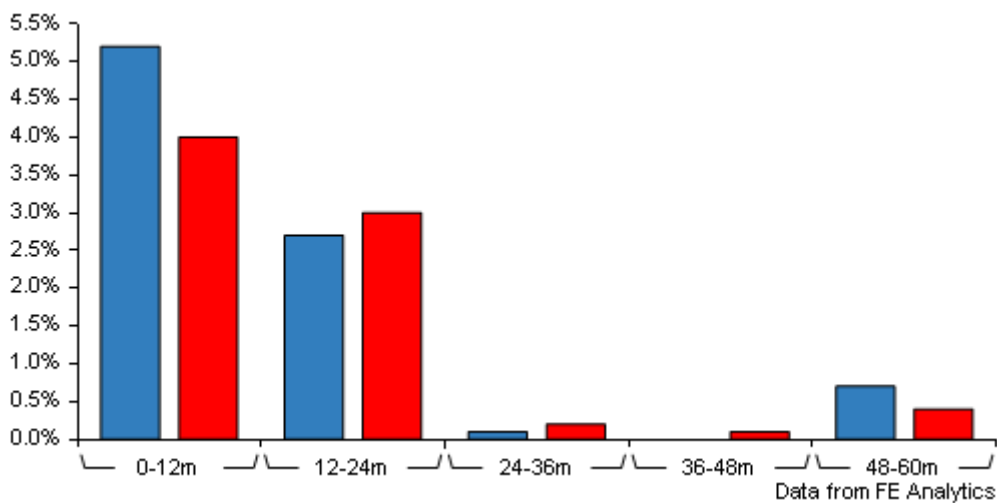
| | |
|------------|--------------|
| Unit Type | ACC |
| Mid | 1093.00(GBP) |
| Price Date | 17 May 2024 |
| Yield | 5.14 |

Codes

| | |
|----------|--------------|
| Citicode | PSML |
| SEDOL | BD1R3D4 |
| ISIN | LU1914336968 |

Abrdn Sterling X-2 Acc

Discrete Performance



| | 0-12m | 12m-24m | 24m-36m | 36m-48m | 48m-60m |
|------------------------|--------|---------|---------|---------|---------|
| Abrdn Sterling X-2 Acc | +5.2 | +2.7 | +0.1 | +0.0 | +0.7 |
| Currency - Sterling | +4.0 | +3.0 | +0.2 | +0.1 | +0.4 |
| Rank within sector | 9 / 35 | 9 / 36 | 11 / 34 | 10 / 30 | 5 / 28 |
| Quartile | 1 | 1 | 2 | 2 | 1 |

Price total return performance figures are calculated on a bid price to bid price basis (mid to mid where applicable) with gross income (dividends) reinvested. Performance figures are shown in Pound Sterling (GBP).

Contact Details

Address Aberdeen Standard Investments Luxembourg S.A, 35a Avenue John F. Kennedy, Luxembourg, L-1855

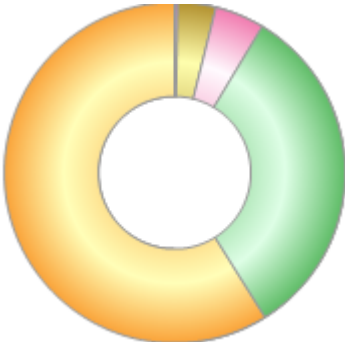
Telephone numbers (352) 46 40 10 821 (Main Number)

Website www.aberdeenstandard.com

Abrdn Sterling X-2 Acc

Asset Allocation (30 Apr 2024)

| Rank | Asset Classes | % |
|------|-------------------------------------|-------|
| 1 | Cash & Cash Equivalents | 58.88 |
| 2 | Others | 32.51 |
| 3 | Australian Corporate Fixed Interest | 4.65 |
| 4 | Canadian Corporate Fixed Interest | 3.64 |
| 5 | French Corporate Fixed Interest | 0.32 |
| | | |
| | | |
| | | |
| | | |
| | | |



Powered by data from FE fundinfo

Regional Breakdown (30 Apr 2024)

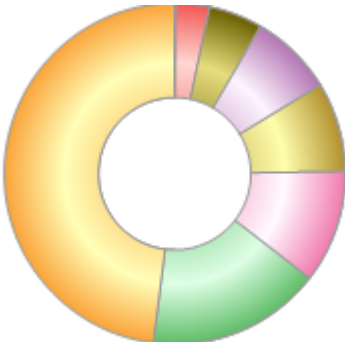
| Rank | Regions | % |
|------|----------------------|-------|
| 1 | France | 22.87 |
| 2 | Japan | 19.35 |
| 3 | Australia | 13.75 |
| 4 | Canada | 9.09 |
| 5 | China | 6.38 |
| 6 | Singapore | 5.07 |
| 7 | United Arab Emirates | 3.52 |
| 8 | Finland | 3.39 |
| 9 | Qatar | 3.17 |
| 10 | Others | 13.41 |



Powered by data from FE fundinfo

Sector Breakdown (30 Apr 2024)

| Rank | Sectors | % |
|------|------------------------|-------|
| 1 | Certificate of Deposit | 48.00 |
| 2 | Commercial Paper | 16.50 |
| 3 | Time Deposit | 10.70 |
| 4 | Floating Rate Note | 8.50 |
| 5 | BOND | 7.90 |
| 6 | ABCP | 5.10 |
| 7 | Call Account | 3.20 |
| 8 | Cash | 0.10 |
| | | |
| | | |



Powered by data from FE fundinfo