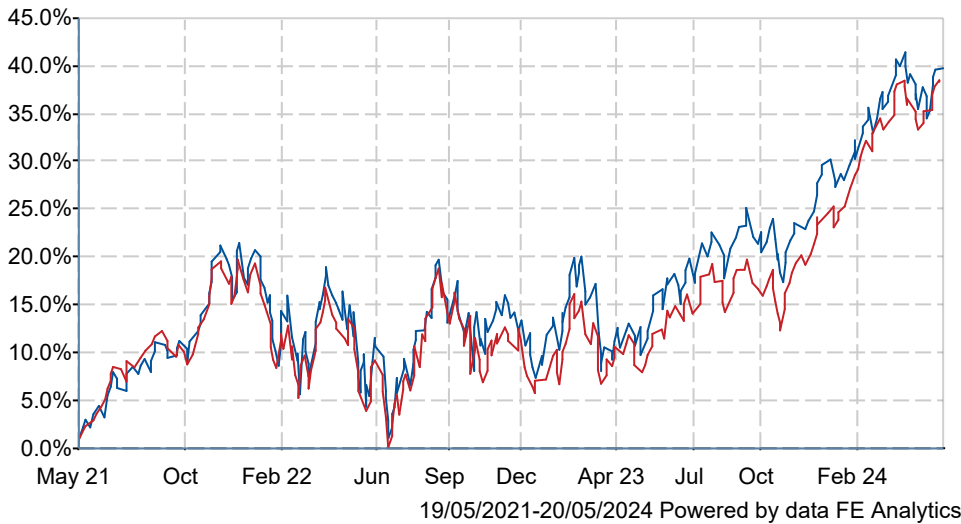


UBS US Equity C Acc

What is the Fund's objective?

The Fund aims to grow the value of your investment and outperform the S&P 500 Index after charges over the medium to long term (3 to 5 years).

Cumulative Performance



	3m	6m	1yr	3yrs	5yrs
UBS US Equity C Acc	+3.2	+13.4	+24.0	+37.1	+88.4
IA North America	+5.5	+15.5	+23.1	+37.2	+83.7
Rank within sector	207 / 254	198 / 253	153 / 252	125 / 227	92 / 204
Quartile	4	4	3	3	2

Fund Information

Sector	IA North America
Asset Class	Equity
Launch Date	30-Sep-2002
Fund Size	£180.1m / \$228.9m (17-May-2024)
Fund Manager	Joe Elegante Joyce Kim Adam Jokich

How does FE fundinfo rate this fund?

FE fundinfo Crown Rating	
AFI	NO
Risk Score	110

Investment Details

Initial Charge	0.00%
Annual Charges	0.75%
Note to charges	n/a
Minimum Initial Investment	£ 1,000
Minimum Additional Investment	£ 500
Dividend Policy	Jan 01 (Final), Jul 01

Prices

Unit Type	ACC
Mid	2.51(GBP)
Price Date	20 May 2024
Yield	0.30

Codes

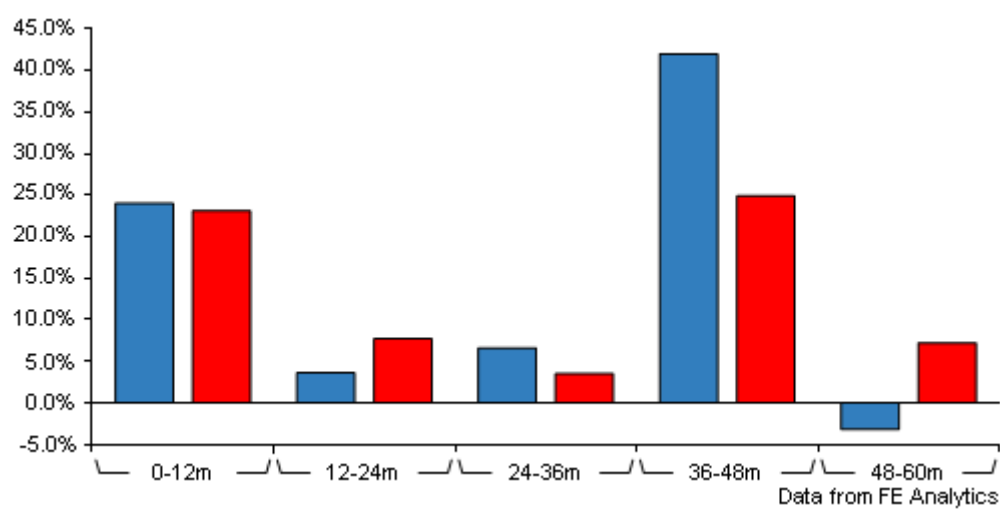
Citicode	G5QX
SEDOL	B7V68L2
ISIN	GB00B7V68L26

Contact Details

Address	5 Broadgate Circle, London, EC2M 2QS
Telephone numbers	44-20-7567 8000 (Main Number)

UBS US Equity C Acc

Discrete Performance



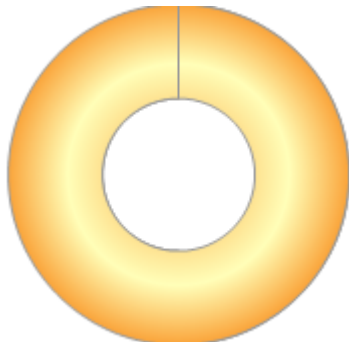
	0-12m	12m-24m	24m-36m	36m-48m	48m-60m
UBS US Equity C Acc	+24.0	+3.6	+6.6	+42.0	-3.2
IA North America	+23.1	+7.7	+3.5	+24.9	+7.2
Rank within sector	153 / 252	83 / 244	135 / 227	30 / 218	158 / 204
Quartile	3	2	3	1	4

All prices in Pence Sterling (GBX) unless otherwise specified. Price total return performance figures are calculated on a bid price to bid price basis (mid to mid for OEICs) with net income (dividends) reinvested. Performance figures are shown in Pound Sterling (GBP).

UBS US Equity C Acc

Asset Allocation (28 Mar 2024)

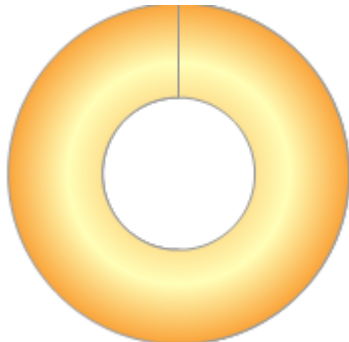
Rank	Asset Classes	%
1	United States Equities	100.00



Powered by data from FE fundinfo

Regional Breakdown (28 Mar 2024)

Rank	Regions	%
1	United States	100.00



Powered by data from FE fundinfo

Sector Breakdown (28 Mar 2024)

Rank	Sectors	%
1	Information Technology	21.79
2	Financials	15.17
3	Health Care	12.45
4	Industrials	11.01
5	Communication Services	9.95
6	Consumer Staples	9.59
7	Consumer Discretionary	8.80
8	Materials	4.82
9	Energy	4.72
10	Other	1.70



Powered by data from FE fundinfo

Top Holdings (28 Mar 2024)

Rank	Largest Holdings	%
1	Microsoft	6.56
2	Alphabet Inc-Cl A	4.39

UBS US Equity C Acc

Rank	Largest Holdings	%
3	Amazon	4.09
4	Unitedhealth Group	2.96
5	Fidelity National Info Serv	2.58
6	Visa Inc - Class A Shares	2.46
7	Marsh & Mc Lennan	2.44
8	Micron Technology	2.33
9	Erie Indty	2.20
10	Advanced Micro Devices	2.11