



Schroder UK Smaller Companies Z Acc

What is the Fund's objective?

The fund aims to provide capital growth in excess of the FTSE UK Series Small Cap ex Investment Trusts (Gross Total Return) index (after fees have been deducted) over a 3 to 5 year period by investing in equities of small-sized UK companies.

Cumulative Performance



	3m	6m	1yr	3yrs	5yrs
 Schroder UK Smaller Companies Z Acc	+13.3	+20.0	+16.1	-19.5	+22.1
 IA UK Smaller Companies	+9.9	+16.2	+10.4	-13.8	+18.9
Rank within sector	5 / 47	4 / 47	7 / 47	34 / 46	16 / 45
Quartile	1	1	1	3	2

Fund Information

Sector	IA UK Smaller Companies
Asset Class	Equity
Launch Date	31-May-1987
Fund Size	£350.1m / \$444.7m (17-May-2024)
Fund Manager	Andrew Brough

How does FE fundinfo rate this fund?

FE fundinfo Crown Rating	
AFI	  
Risk Score	93

Investment Details

Initial Charge	0.00%
Annual Charges	0.91%
Note to charges	Initial Charges: max.;
Minimum Initial Investment	£ 50,000
Minimum Additional Investment	£ 10,000
Dividend Policy	Jun 01 (Final)

Prices

Unit Type	ACC
Mid	171.90[GBX]
Price Date	17 May 2024
Yield	1.35

Codes

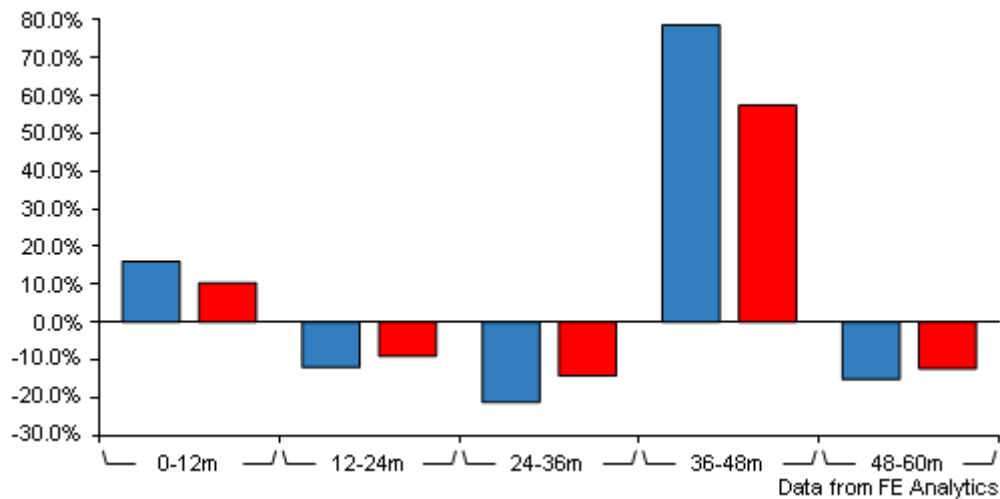
Citicode	0HD5
SEDOL	B76V7Z9
ISIN	GB00B76V7Z98

Contact Details

Address	1 London Wall Place, London, EC2Y 5AU
Telephone numbers	44 (0)20 7658 6000 (Main Number)
Website	www.schroders.co.uk

Schroder UK Smaller Companies Z Acc

Discrete Performance



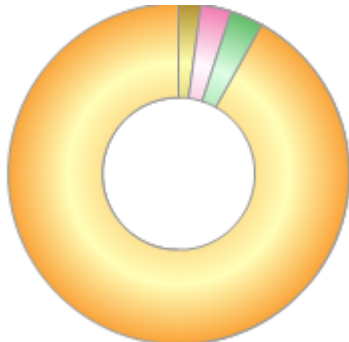
	0-12m	12m-24m	24m-36m	36m-48m	48m-60m
<div></div> Schroder UK Smaller Companies Z Acc	+16.1	-12.0	-21.2	+78.7	-15.1
<div></div> IA UK Smaller Companies	+10.4	-9.0	-14.2	+57.4	-12.3
Rank within sector	7 / 47	31 / 47	43 / 46	6 / 45	23 / 45
Quartile	1	3	4	1	2

All prices in Pence Sterling (GBX) unless otherwise specified. Price total return performance figures are calculated on a bid price to bid price basis (mid to mid for OEICs) with net income (dividends) reinvested. Performance figures are shown in Pound Sterling (GBP).

Schroder UK Smaller Companies Z Acc

Asset Allocation (31 Mar 2024)

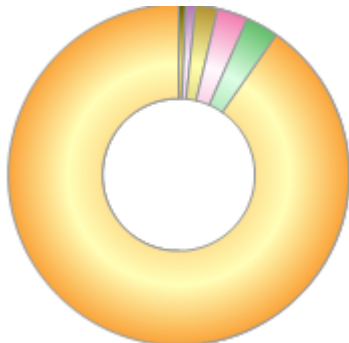
Rank	Asset Classes	%
1	UK Equities	91.97
2	Israeli Equities	3.11
3	Money Market	2.86
4	Irish Equities	2.06



Powered by data from FE fundinfo

Regional Breakdown (31 Mar 2024)

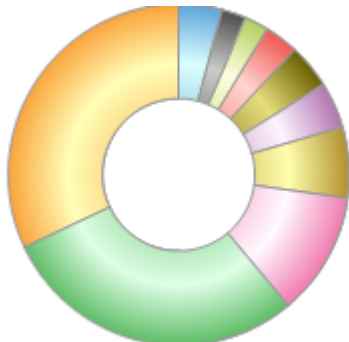
Rank	Regions	%
1	United Kingdom	90.38
2	Israel	3.11
3	Liquid Assets	2.86
4	Ireland	2.06
5	Jersey	0.93
6	Guernsey	0.66



Powered by data from FE fundinfo

Sector Breakdown (31 Mar 2024)

Rank	Sectors	%
1	Consumer Discretionary	32.03
2	Industrials	29.10
3	Technology	11.70
4	Financials	6.73
5	Liquid Assets	4.41
6	Basic Materials	4.15
7	Other	3.23
8	Health Care	2.26
9	Energy	2.25
10	Others	4.14



Powered by data from FE fundinfo

Top Holdings (31 Mar 2024)

Rank	Largest Holdings	%
1	Cohort PLC	4.32
2	Warpaint London plc	4.26

Schroder UK Smaller Companies Z Acc

Rank	Largest Holdings	%
3	ME GROUP INTERNATIONAL PLC	3.96
4	GlobalData PLC	3.06
5	Tremor International Ltd	3.05
6	Pendragon PLC	2.93
7	Zotefoams PLC	2.85
8	Mpac Group PLC	2.82
9	MJ Gleeson PLC	2.69
10	Shoe Zone PLC	2.64