



## Stan Life Europe

### Fund objective

The fund aims to provide long term growth and is designed for investors who are looking for exposure to European equity markets, excluding the UK. The fund invests predominantly in the shares of companies listed on European stock markets and is actively managed by our investment team, who will select stocks to try to take advantage of opportunities they have identified.

### Detailed fund information

**Unit name** Stan Life Europe

**FE fundinfo Crown Rating** 

**Sector** Europe excluding UK Equities

**Domicile** United Kingdom

**Fund currency** GBX

**Unit currency** GBX

**Launch date** 09-Mar-1987

**Fund size** (as at 31-Mar-2024) £41.3m

**Primary asset class** Equity

**Inc / Acc** Accumulating

### Price and charges

**Bid price** (as at 17-May-2024) GBX 1108.30

**Offer price** (as at 17-May-2024) GBX 1166.70

**Initial charge** n/a

**Annual charge** 1.00%

### Codes

**Citicode** ST18

**ISIN** GB0008396805

### Management information

**Fund manager** Asset Allocation & LifeCo

**Start date** 09-Mar-1987

**Address** Standard Life House, 30  
Lothian Road, Edinburgh

**Website** [www.standardlife.com](http://www.standardlife.com)

### Past performance overview fund vs. sector



17/05/2019 - 17/05/2024 Powered by data from FE fundinfo

### Cumulative performance (%)

	YTD	3m	6m	1y	3ys	5ys
Stan Life Europe	+7.1	+5.0	+11.1	+8.4	+17.9	+45.4
Europe excluding UK Equities	+7.5	+5.8	+12.2	+11.7	+18.8	+43.9

### Discrete performance (%)

	YTD	2023	2022	2021	2020	2019
Stan Life Europe	+7.1	+8.7	-5.1	+10.1	+11.9	+16.5
Europe excluding UK Equities	+7.5	+11.9	-8.3	+13.3	+8.0	+17.3

### Growth of £1000 over 3 years

Total return performance of the fund rebased to 1000. Your actual return would be reduced by the cost of buying and selling the fund, and inflation.





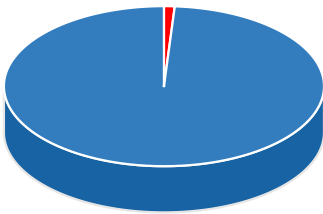
■ Fund

17/05/2021 - 17/05/2024 Powered by data from FE fundinfo














All prices in Pence Sterling (GBX) unless otherwise specified. Price performance figures are calculated on a bid price to bid price basis with net income (dividends) reinvested. Performance figures are shown in Sterling.

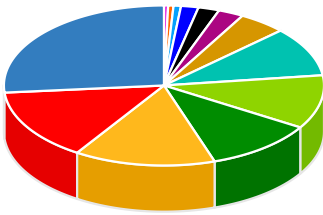
Asset allocation

Key	Rank	Asset class	% of Fund (29.03.2024)	% of Fund (29.12.2023)
A 	1(1)	European Eq (ex UK)	98.9	(97.5)
B 	2(2)	Cash	1.1	(2.5)














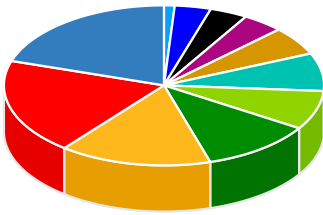
Regional breakdown

Key	Rank	Region	% of Fund (29.03.2024)	% of Fund (29.12.2023)
A 	1(1)	France	26.4	(26.9)
B 	2(4)	Netherlands	14.5	(12.5)
C 	3(2)	Germany	14.3	(13.9)
D 	4(3)	United States of America	11.1	(13.3)
E 	5(5)	Denmark	10.8	(10.6)
F 	6(6)	Switzerland	10.0	(7.0)
G 	7(7)	Italy	4.8	(4.8)
H 	8(8)	Finland	2.6	(3.2)
I 	9(9)	Sweden	2.1	(2.6)
J 	10(12)	Spain	1.8	(0.7)
K 	11(13)	Cash and Other	0.8	(0.5)
L 	12(10)	United Kingdom	0.5	(2.2)
M 	13(14)	Norway	0.4	(0.5)



Sector breakdown

Key	Rank	Sector	% of Fund (29.03.2024)	% of Fund (29.12.2023)
A 	1(1)	Financials	20.1	(20.6)
B 	2(2)	Industrials	19.3	(18.7)
C 	3(3)	Health Care	15.4	(13.5)
D 	4(4)	Information Technology	11.3	(9.3)
E 	5(6)	Consumer Discretionary	7.9	(7.7)
F 	6(5)	Consumer Staples	7.7	(8.6)
G 	7(7)	Utilities	5.8	(6.8)
H 	8(8)	Energy	4.2	(4.7)
I 	9(10)	Materials	3.8	(3.7)
J 	10(9)	Communication Services	3.7	(3.9)
K 	11(11)	Cash	1.1	(2.5)



## Top ten holdings

Rank	Holding	% of Fund (29.03.2024)	% of Fund (29.12.2023)
1(2)	ASML	7.5	6.1
2(1)	NOVO NORDISK A/S-B	7.5	6.3
3(6)	SAP	3.9	3.2
4(3)	Nestle	3.7	4.3
5(4)	LVMH	3.7	3.5
6(7)	Schneider Electric	3.4	3.2
7(10)	Airbus	3.1	2.8
8(8)	Totalenergies	2.8	2.9
9(9)	Siemens	2.8	2.9
10(-)	AXA	2.5	-