



## OMR Schroder Gilt&Fixed Int

### Fund objective

The OMR Schroder Gilt & Fixed Interest fund invests solely in the Schroder Gilt & Fixed Interest Fund, a UK Authorised Unit Trust managed by Schroder Unit Trusts Limited. The underlying fund aims to achieve a high level of income with the potential for capital growth, from investment in a diversified portfolio of sterling denominated fixed interest securities. The underlying fund invests into a relatively small number of assets, or into individual countries or a specific market sector. Such concentrated portfolios give rise to more risk than where investments are spread across a larger number of assets, countries or market sectors. The underlying fund may be denominated in or hold assets in a currency other than Sterling. The performance of the fund may therefore rise and fall as a result of exchange rate fluctuations. The underlying fund invests in non-investment grade high-yielding bonds. The high yield reflects a higher risk of capital loss through default. The underlying fund invests in bonds or money market instruments (including deposits with banks or other financial institutions). The yield and/or value of the fund will fluctuate as interest rates change. There is a possibility of default, reducing capital values. The underlying fund, or some of its underlying as... (Please refer to the Trustnet Factsheet or the Provider's Own Factsheet for the full Fund Objective)

### Detailed fund information

**Unit name** OMR Schroder Gilt&Fixed Int

**FE fundinfo Crown Rating** 

**Sector** UK Gilts

**Domicile** United Kingdom

**Fund currency** GBX

**Unit currency** GBX

**Launch date** 19-Apr-1991

**Fund size** (as at 30-Sep-2021) £1.7m

**Primary asset class** Fixed Interest

**Inc / Acc** Income

### Price and charges

**Bid price** (as at 17-May-2024) GBX 135.10

**Offer price** (as at 17-May-2024) GBX 142.20

**Initial charge** n/a

**Annual charge** n/a

### Codes

**Citicode** SK97

**ISIN** GB0031175986

### Management information

**Fund manager** James Ringer

**Start date** 30-Jun-2020

**Fund manager** Julien Houdain

**Start date** 30-Jun-2023

**Address** Old Mutual House, Portland Terrace, Southampton

**Tel** 0808 171 2626 (Main Number)

**Website** www.oldmutualwealth.co.uk

**Email** ask@omwealth.com

### Past performance overview fund vs. sector



17/05/2019 - 17/05/2024 Powered by data from FE fundinfo

### Cumulative performance (%)

	YTD	3m	6m	1y	3ys	5ys
OMR Schroder Gilt&Fixed Int	-2.9	+1.0	+2.2	+0.3	-25.2	-23.5
UK Gilts	-2.9	+1.5	+2.2	+2.6	-24.6	-22.2

### Discrete performance (%)

	YTD	2023	2022	2021	2020	2019
OMR Schroder Gilt&Fixed Int	-2.9	+3.3	-26.2	-5.9	+6.5	+5.3
UK Gilts	-2.9	+3.0	-26.4	-5.4	+8.3	+6.1

### Growth of £1000 over 3 years

Total return performance of the fund rebased to 1000. Your actual return would be reduced by the cost of buying and selling the fund, and inflation.



■ Fund

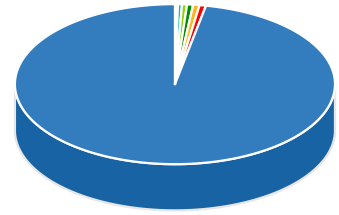
20/05/2021 - 17/05/2024 Powered by data from FE fundinfo

All prices in Pence Sterling (GBX) unless otherwise specified. Price performance figures are calculated on a bid price to bid price basis with net income (dividends) reinvested. Performance figures are shown in Sterling.

Source: FE fundinfo You should not use past performance as a suggestion of future performance. It should not be the main or sole reason for making an investment decision. The value of investments and any income from them can fall as well as rise. You may not get back the amount you invested. Tax concessions are not guaranteed their value will depend on individual circumstances and may change in the future. Fund performance data is based on a (bid to bid) basis and doesn't take into account fees and expenses which are specific to individual plans. Details are available on request.

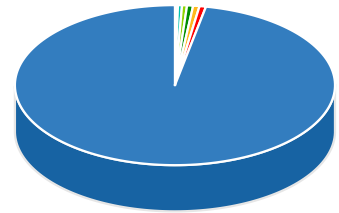
## Asset allocation

Key	Rank	Asset class	% of Fund (31.03.2024)
A	1	UK Gilts	96.9
B	2	French Government Fixed Interest	0.7
C	3	Money Market	0.6
D	4	German Government Fixed Interest	0.6
E	5	US Government Fixed Interest	0.5
F	6	Swiss Government Fixed Interest	0.4
G	7	Dutch Government Fixed Interest	0.2
H	8	Swedish Government Fixed Interest	0.1
I	9	European Government Fixed Interest	0.0



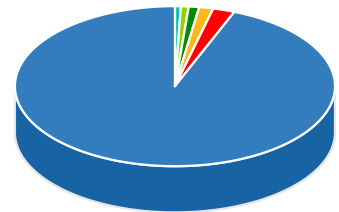
## Regional breakdown

Key	Rank	Region	% of Fund (31.03.2024)
A	1	United Kingdom	96.9
B	2	France	0.7
C	3	Liquid Assets	0.6
D	4	Germany	0.6
E	5	United States	0.5
F	6	Switzerland	0.4
G	7	Netherlands	0.2
H	8	Sweden	0.1
I	9	European Union	0.0



## Sector breakdown

Key	Rank	Sector	% of Fund (31.03.2024)
A	1	Treasuries	93.9
B	2	Industrial	2.2
C	3	Agency	1.4
D	4	Financial Institutions	1.1
E	5	Utility	0.8
F	6	Derivatives	0.6



## Top ten holdings

Rank	Holding	% of Fund (31.03.2024)
1	TREASURY 3.5000 22/10/2025 SERIES GOVT REGS	13.1
2	TREASURY 4.5000 07/06/2028 SERIES GOVT	9.6
3	TREASURY 5% 07/03/2025	4.2
4	TREASURY 4.25% 07/06/2032	3.6
5	TREASURY 4.75% 07/12/2030	2.5
6	TREASURY 4.75% 07/12/2038	2.5
7	TREASURY 4.5% 07/09/2034	2.4
8	UK TSY 2029 0.8750 22/10/2029 - REGS	2.4
9	TREASURY 2.75% 07/09/2024	2.3
10	TREASURY 1.0000 22/04/2024	2.2