



RLP Global Equity Pn

Fund objective

The fund is designed to outperform its benchmark.

Detailed fund information

Unit name RLP Global Equity Pn

FE fundinfo Crown Rating



Sector Global Equities

Domicile United Kingdom

Fund currency GBX

Unit currency GBX

Launch date 31-May-2002

Fund size (as at 31-Mar-2024) £132.5m

Primary asset class Equity

Inc / Acc Accumulating

Price and charges

Bid price (as at 20-May-2024) GBX 455.70

Offer price (as at 20-May-2024) GBX 479.70

Initial charge n/a

Annual charge 1.00%

Codes

Citicode S040

ISIN GB0031692543

Management information

Fund manager Trevor Greetham

Start date 01-Jan-2015

Address 80 Fenchurch Street, London EC3M 4BY, United Kingdom

Tel 020 7506 6500 (Main Number)

Website www.rlam.com

Email BDsupport@rlam.co.uk

Past performance overview fund vs. sector



17/05/2019 - 17/05/2024 Powered by data from FE fundinfo

Cumulative performance (%)

	YTD	3m	6m	1y	3ys	5ys
RLP Global Equity Pn	+9.5	+7.3	+14.1	+17.0	+29.2	+51.6
Global Equities	+9.5	+5.8	+14.0	+17.3	+26.9	+58.7

Discrete performance (%)

	YTD	2023	2022	2021	2020	2019
RLP Global Equity Pn	+9.5	+12.0	-5.9	+19.9	+1.8	+21.1
Global Equities	+9.5	+13.5	-9.3	+18.2	+9.9	+21.2

Growth of £1000 over 3 years

Total return performance of the fund rebased to 1000. Your actual return would be reduced by the cost of buying and selling the fund, and inflation.



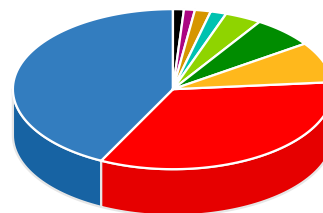
■ Fund

20/05/2021 - 20/05/2024 Powered by data from FE fundinfo

All prices in Pence Sterling (GBX) unless otherwise specified. Price performance figures are calculated on a bid price to bid price basis with net income (dividends) reinvested. Performance figures are shown in Sterling.

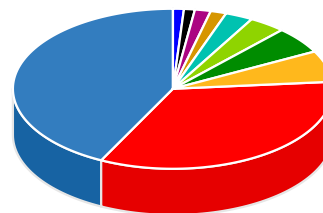
Asset allocation

Key	Rank	Asset class	% of Fund (31.03.2024)
A	1	UK Equities	42.6
B	2	US Equities	33.8
C	3	International Equities	8.2
D	4	Japanese Equities	6.3
E	5	Money Market	3.7
F	6	Irish Equities	1.6
G	7	French Equities	1.6
H	8	German Equities	1.1
I	9	Swiss Equities	1.1



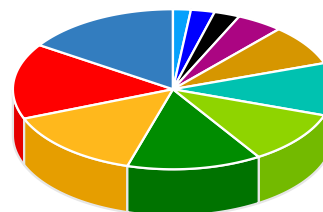
Regional breakdown

Key	Rank	Region	% of Fund (31.03.2024)
A	1	United Kingdom	42.6
B	2	United States	33.8
C	3	Japan	6.3
D	4	Other	5.4
E	5	Cash and Equivalents	3.7
F	6	Non-Classified	2.8
G	7	Ireland	1.6
H	8	France	1.6
I	9	Germany	1.1
J	10	Switzerland	1.1



Sector breakdown

Key	Rank	Sector	% of Fund (31.03.2024)
A	1	Financials	15.7
B	2	Technology	15.3
C	3	Industrials	14.4
D	4	Consumer Discretionary	13.6
E	5	Other	10.7
F	6	Health Care	10.6
G	7	Consumer Staples	8.2
H	8	Basic Materials	4.7
I	9	Utilities	2.6
J	10	Real Estate	2.4
K	11	Telecommunications	1.8



Top ten holdings

Rank	Holding	% of Fund (31.03.2024)
1	SHELL	3.3
2	ASTRAZENECA	2.8
3	MICROSOFT CORPORATION	2.4
4	APPLE	1.9
5	HSBC HOLDINGS	1.9
6	UNILEVER	1.8
7	NVIDIA CORP	1.7
8	BP	1.6
9	RELX	1.4
10	FTSE 100 INDEX JUN 24 Future Leg	1.4