



FNW Fidelity UK Select

Fund objective

The Fund aims to increase the value of your investment over a period of 5 years or more. The Fund will invest at least 70% in equities (and their related securities) of UK companies (those domiciled, incorporated or having significant business in the UK). The Fund may also invest a proportion of its assets in global companies listed in the UK. It aims to hold a concentrated portfolio of less than 50 securities. The Investment Manager will focus on companies which it believes have sustainable long-term earnings potential. The Investment Manager is not restricted in terms of size or industry. The Fund is actively managed without reference to a benchmark. The Fund may also invest in other transferable securities, collective investment schemes, money market instruments, cash and deposits and is also able to use derivatives for efficient portfolio management. The Fund's performance can be compared to the FTSE All Share (Gross Total Return) Index as the index constituents are representative of the type of companies the Fund invests in.

Detailed fund information

Unit name FNW Fidelity UK Select

FE fundinfo Crown Rating



Sector UK All Companies

Domicile United Kingdom

Fund currency GBX

Unit currency GBX

Launch date 21-Nov-2005

Fund size (as at 30-Apr-2024) £0.3m

Primary asset class Equity

Inc / Acc Accumulating

Price and charges

Mid price (as at 17-May-2024) GBX 260.70

Initial charge 0.00%

Annual charge 2.35%

Codes

Citicode RU41

ISIN GB00B3KN5B51

Management information

Fund manager Aruna Karunathilake

Start date 03-Dec-2007

Fund manager Karan Singh

Start date 01-Oct-2020

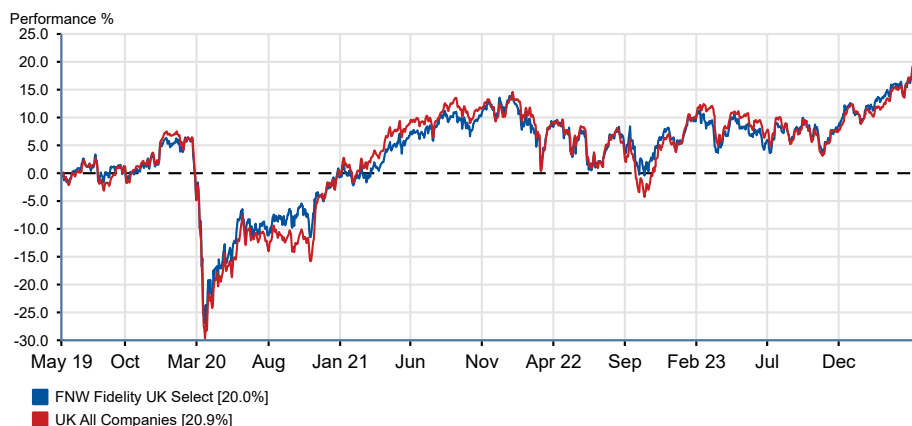
Address Oakhill House, 130 Tonbridge Road, Hildenborough, Tonbridge, Kent

Tel 0800 99 55 11 (Main Number)

Website <http://www.fidelity.co.uk>

Email salesteam@fundsnetwork.co.uk

Past performance overview fund vs. sector



17/05/2019 - 17/05/2024 Powered by data from FE fundinfo

Cumulative performance (%)

	YTD	3m	6m	1y	3ys	5ys
FNW Fidelity UK Select	+6.7	+6.6	+12.0	+11.3	+13.9	+20.0
UK All Companies	+7.6	+8.0	+12.2	+9.3	+12.6	+21.2

Discrete performance (%)

	YTD	2023	2022	2021	2020	2019
FNW Fidelity UK Select	+6.7	+6.7	-7.1	+14.3	-5.8	+18.2
UK All Companies	+7.6	+6.7	-6.9	+13.6	-6.8	+18.3

Growth of £1000 over 3 years

Total return performance of the fund rebased to 1000. Your actual return would be reduced by the cost of buying and selling the fund, and inflation.

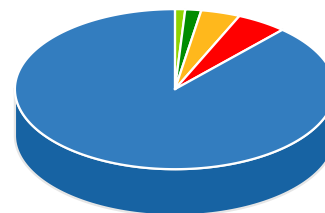


20/05/2021 - 17/05/2024 Powered by data from FE fundinfo

All prices in Pence Sterling (GBX) unless otherwise specified. Price performance figures are calculated on a bid price to bid price basis with net income (dividends) reinvested. Performance figures are shown in Sterling.

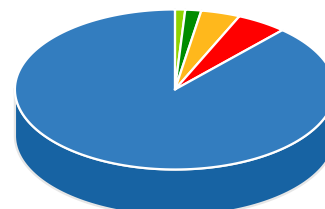
Asset allocation

Key	Rank	Asset class	% of Fund (31.03.2024)
A	1	UK Equities	88.3
B	2	US Equities	5.1
C	3	Danish Equities	4.0
D	4	Italian Equities	1.6
E	5	Money Market	1.0
F	6	Alternative Investment Strategies	0.0



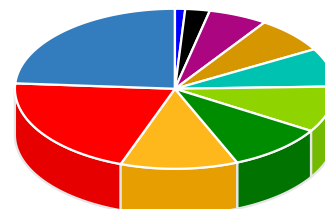
Regional breakdown

Key	Rank	Region	% of Fund (31.03.2024)
A	1	UNITED KINGDOM	88.3
B	2	UNITED STATES	5.1
C	3	DENMARK	4.0
D	4	ITALY	1.6
E	5	Uninvested Cash	1.0
F	6	Derivatives	0.0



Sector breakdown

Key	Rank	Sector	% of Fund (31.03.2024)
A	1	Industrials	23.9
B	2	Consumer Discretionary	20.6
C	3	Technology	11.9
D	4	Consumer Staples	9.8
E	5	Financials	9.3
F	6	Health Care	7.8
G	7	Basic Materials	7.3
H	8	Energy	6.0
I	9	Real Estate	2.5
J	10	Money Market	1.0
K	11	Derivatives	0.0



Top ten holdings

Rank	Holding	% of Fund (31.03.2024)
1	SAGE GROUP PLC	4.9
2	NATWEST GROUP PLC	4.7
3	LLOYDS BANKING GROUP PLC	4.5
4	RELX PLC	4.5
5	EXPERIAN PLC	4.3
6	NOVO-NORDISK AS	4.0
7	ASHTED GROUP PLC	3.6
8	HOWDEN JOINERY GROUP PLC	3.4
9	GLENCORE PLC	3.4
10	FERGUSON PLC	3.3