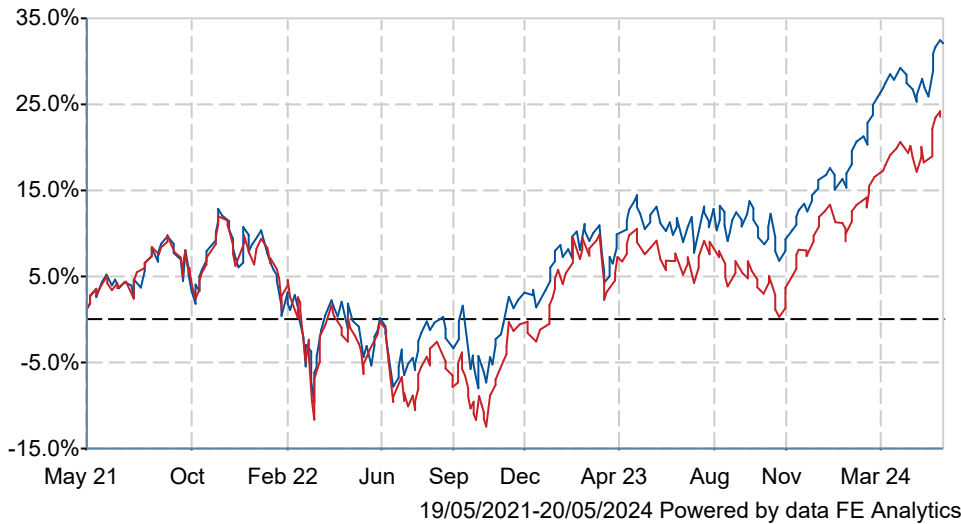


BNY Mellon Sustainable European Opportunities Inst W Acc GBP

What is the Fund's objective?

To achieve capital growth over the long term (5 years or more).

Cumulative Performance



	3m	6m	1yr	3yrs	5yrs
BNY Mellon Sustainable European Opportunities Inst W Acc GBP	+6.8	+16.9	+17.6	+30.6	+55.9
IA Europe Excluding UK	+7.0	+14.0	+13.2	+22.8	+56.3
Rank within sector	94 / 143	16 / 143	28 / 143	27 / 136	62 / 129
Quartile	3	1	1	1	2

Fund Information

Sector	IA Europe Excluding UK
Asset Class	Equity
Launch Date	01-Jun-1987
Fund Size	£141.5m / \$179.8m (30-Apr-2024)
Fund Manager	Nick Pope

How does FE fundinfo rate this fund?

FE fundinfo Crown Rating	
AFI	NO
Risk Score	102

Investment Details

Initial Charge	0.00%
Annual Charges	0.75%
Note to charges	n/a
Minimum Initial Investment	£ 500,000
Minimum Additional Investment	n/a
Dividend Policy	Jul 01 (Final)

Prices

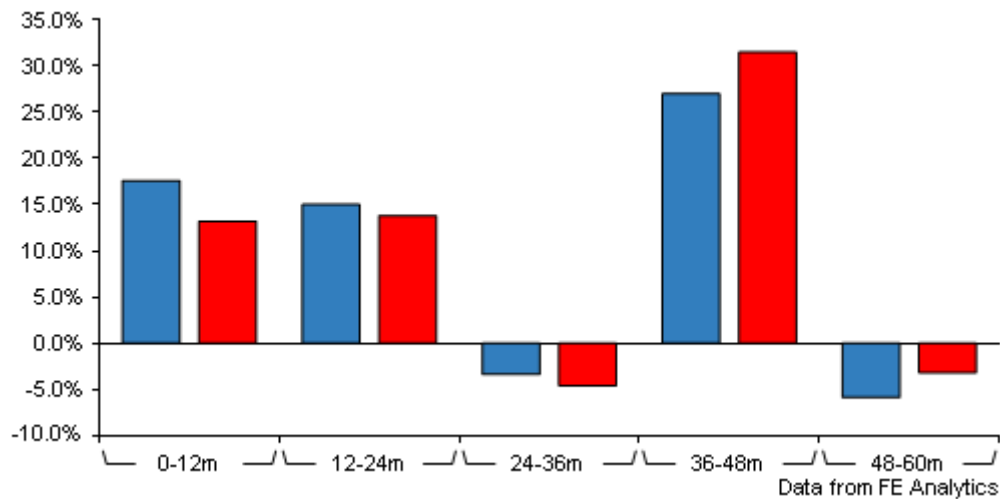
Unit Type	ACC
Mid	328.39(GBX)
Price Date	20 May 2024
Yield	1.43

Codes

Citicode	GP1E
SEDOL	B4Q5KM8
ISIN	GB00B4Q5KM81

BNY Mellon Sustainable European Opportunities Inst W Acc GBP

Discrete Performance



	0-12m	12m-24m	24m-36m	36m-48m	48m-60m
BNY Mellon Sustainable European Opportunities Inst W Acc GBP	+17.6	+15.0	-3.4	+27.0	-5.9
IA Europe Excluding UK	+13.2	+13.8	-4.6	+31.5	-3.2
Rank within sector	28 / 143	42 / 142	64 / 136	119 / 131	40 / 129
Quartile	1	2	2	4	2

All prices in Pence Sterling (GBX) unless otherwise specified. Price total return performance figures are calculated on a bid price to bid price basis (mid to mid for OEICs) with net income (dividends) reinvested. Performance figures are shown in Pound Sterling (GBP).

Contact Details

Address BNY Mellon Centre, 160 Queen Victoria Street, London, EC4V 4LA

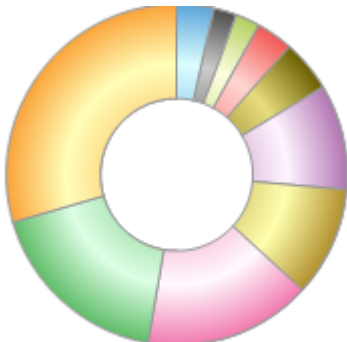
Telephone numbers 0207 163 8888 (Main Number)

Website www.bnymellonim.com

Email salessupport@bnymellon.com

Asset Allocation (31 Mar 2024)

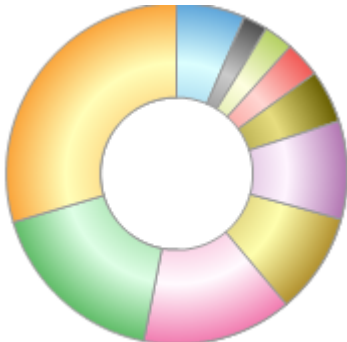
Rank	Asset Classes	%
1	French Equities	29.54
2	Swiss Equities	17.78
3	Dutch Equities	15.91
4	German Equities	10.42
5	Danish Equities	9.96
6	UK Equities	4.94
7	Spanish Equities	3.53
8	US Equities	2.27
9	Irish Equities	2.15
10	Others	3.50



Powered by data from FE fundinfo

Regional Breakdown (30 Apr 2024)

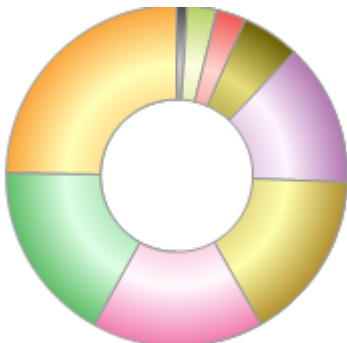
Rank	Regions	%
1	France	29.60
2	Switzerland	17.29
3	Netherlands	14.21
4	Germany	9.56
5	Denmark	9.33
6	UK	5.03
7	Spain	3.38
8	Money Market	2.84
9	Ireland	2.29
10	Others	6.47



Powered by data from FE fundinfo

Sector Breakdown (30 Apr 2024)

Rank	Sectors	%
1	Health Care	24.69
2	Consumer Discretionary	17.29
3	Technology	16.22
4	Financials	16.16
5	Industrials	13.48
6	Consumer Staples	5.49
7	Cash	2.84
8	Basic Materials	2.81
9	Energy	1.03
10	Others	-0.01



Powered by data from FE fundinfo

Top Holdings (30 Apr 2024)

Rank	Largest Holdings	%
1	Novo Nordisk A/S Class B	7.34
2	ASML Holding NV	5.07

BNY Mellon Sustainable European Opportunities Inst W Acc GBP

Rank	Largest Holdings	%
3	Nestle S.A.	4.11
4	SAP SE	3.83
5	Sanofi	3.58
6	Industria de Diseno Textil, S.A.	3.38
7	Compagnie de Saint-Gobain SA	3.34
8	Novartis AG	3.02
9	ING Groep NV	2.98
10	Air Liquide SA	2.81