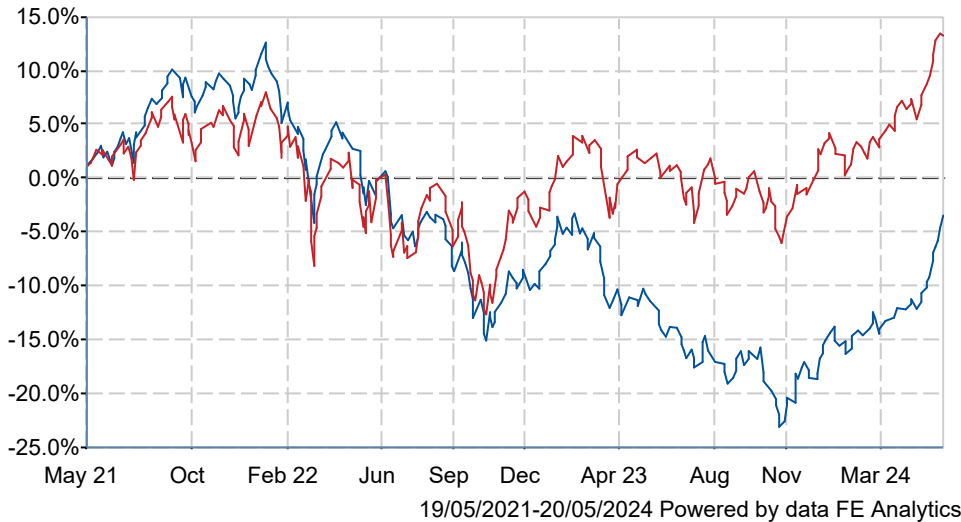


Slater Recovery P Acc

What is the Fund's objective?

The objective of the Slater Recovery Fund is to achieve long-term capital growth, principally through investment in UK companies. The Fund has a core of growth that is supplemented by other strategies.

Cumulative Performance




	3m	6m	1yr	3yrs	5yrs
Slater Recovery P Acc	+11.3	+17.3	+8.1	-4.4	+49.1
IA UK All Companies	+9.1	+14.3	+10.7	+12.7	+27.7
Rank within sector	50 / 234	33 / 234	188 / 232	195 / 224	13 / 214
Quartile	1	1	4	4	1

Fund Information

Sector	IA UK All Companies
Asset Class	Equity
Launch Date	04-Apr-2003
Fund Size	£239.9m / \$304.8m (30-Apr-2024)
Fund Manager	Mark Slater

How does FE fundinfo rate this fund?

Alpha Manager Rating	Mark Slater
FE fundinfo Crown Rating	
AFI	NO
Risk Score	99

Investment Details

Initial Charge	1.00%
Annual Charges	0.75%
Note to charges	n/a
Minimum Initial Investment	£ 5,000,000
Minimum Additional Investment	£ 500
Dividend Policy	May 31, Nov 30 (Final)

Prices

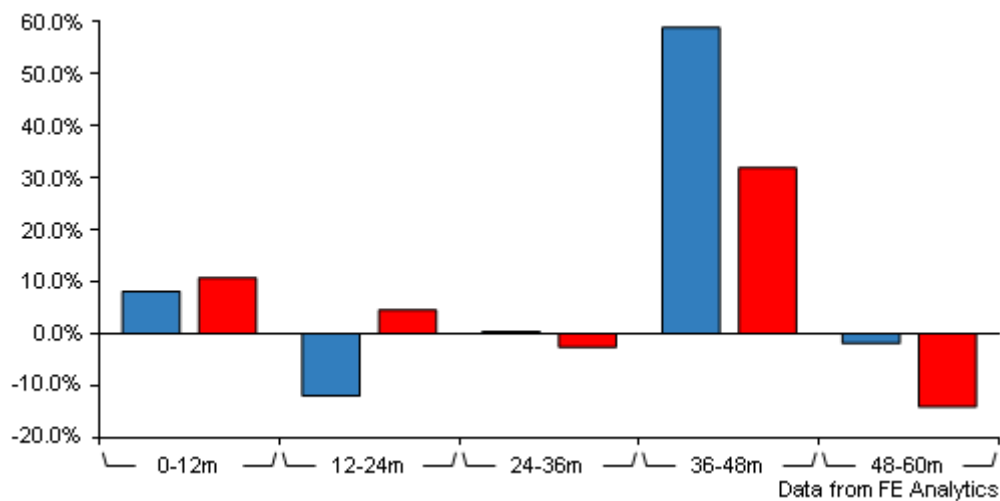
Unit Type	ACC
Mid	384.25(GBX)
Price Date	20 May 2024
Yield	1.84

Codes

Citicode	I3PR
SEDOL	B90KTC7
ISIN	GB00B90KTC71

Slater Recovery P Acc

Discrete Performance



	0-12m	12m-24m	24m-36m	36m-48m	48m-60m
Slater Recovery P Acc	+8.1	-12.0	+0.4	+58.9	-1.9
IA UK All Companies	+10.7	+4.5	-2.6	+31.9	-14.1
Rank within sector	188 / 232	223 / 230	116 / 224	20 / 219	5 / 214
Quartile	4	4	3	1	1

All prices in Pence Sterling (GBX) unless otherwise specified. Price total return performance figures are calculated on a bid price to bid price basis (mid to mid for OEICs) with net income (dividends) reinvested. Performance figures are shown in Pound Sterling (GBP).

Contact Details

Address Slater Investments Ltd,
Nicholas House, 3 Laurence
Pountney Hill, London,
United Kingdom, United
Kingdom, EC4R 0EU

Telephone numbers DE (Main Number)

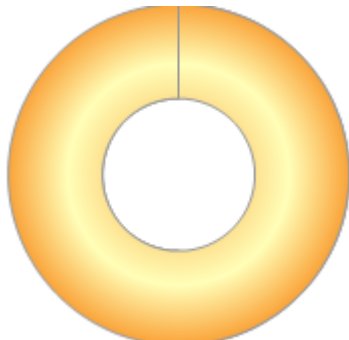
Website www.slaterinvestments.com

Email lisa@slaterinvestments.com

Slater Recovery P Acc

Asset Allocation (31 Mar 2024)

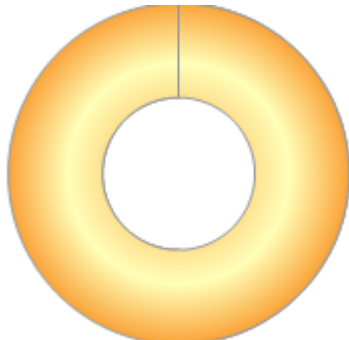
Rank	Asset Classes	%
1	UK Equities	100.00



Powered by data from FE fundinfo

Regional Breakdown (31 Mar 2024)

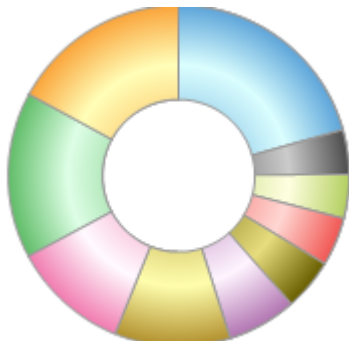
Rank	Regions	%
1	UK	100.00



Powered by data from FE fundinfo

Sector Breakdown (29 Feb 2024)

Rank	Sectors	%
1	Research & Consulting Services	17.06
2	Other	15.75
3	Advertising	11.14
4	Asset Management & Custody Banks	10.95
5	Homebuilding	6.60
6	Publishing	4.85
7	Specialised Consumer Services	4.63
8	Food Retail	4.19
9	Life & Health Insurance	4.18
10	Others	20.65



Powered by data from FE fundinfo

Top Holdings (31 Mar 2024)

Rank	Largest Holdings	%
1	Serco	7.90
2	Next 15 Group	5.21

Slater Recovery P Acc

Rank	Largest Holdings	%
3	Team Internet Group	5.07
4	Franchise Brands	4.74
5	Tesco	3.94
6	Prudential	3.59
7	Future	3.40
8	STV Group	3.26
9	JTC	3.19
10	Foresight Group	3.04