



Scottish Equitable Schroder UK Smaller Companies

Fund objective

The fund aims to provide capital growth in excess of the FTSE UK Series Small Cap ex Investment Trusts (Gross Total Return) index (after charges) over a 3 to 5 year period by investing in equities of small-sized UK companies. The fund may use derivatives with the aim of reducing risk or managing the fund more efficiently. The Scottish Equitable fund has higher charges than the underlying Schroder fund and will, therefore, be less likely to meet this target.

Detailed fund information

Unit name Scottish Equitable Schroder UK Smaller Companies

FE fundinfo Crown Rating ★★★★★

Sector UK Smaller Companies

Domicile United Kingdom

Fund currency GBX

Unit currency GBX

Launch date 31-Oct-2006

Fund size (as at 31-Mar-2024) £0.6m

Primary asset class Equity

Inc / Acc Accumulating

Price and charges

Bid price (as at 17-May-2024) GBX 229.79

Offer price (as at 17-May-2024) GBX 241.88

Initial charge n/a

Annual charge 1.92%

Codes

Citicode Q548

ISIN GB00B1NV1474

Management information

Fund manager Andrew Brough

Start date 01-Mar-1994

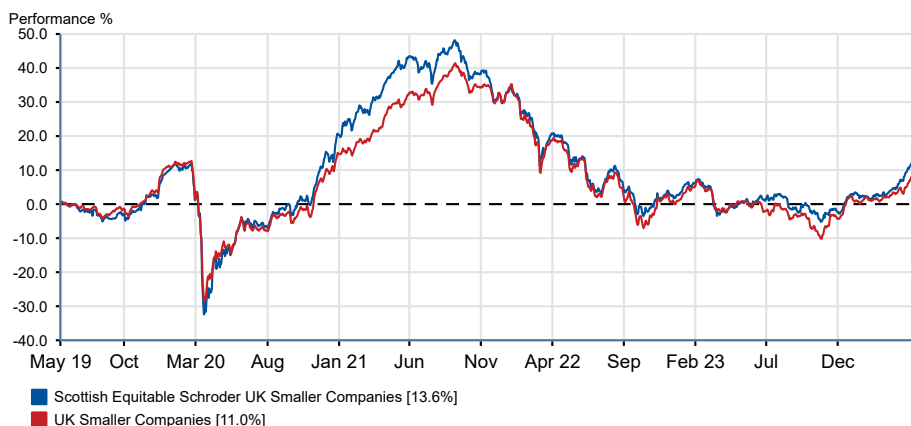
Address AEGON Scottish Equitable, Edinburgh Park, Edinburgh

Tel FA (Main Number)

Website <http://www.aegon.co.uk>

Email enquiries@aegon.co.uk

Past performance overview fund vs. sector



17/05/2019 - 17/05/2024 Powered by data from FE fundinfo

Cumulative performance (%)

	YTD	3m	6m	1y	3ys	5ys
Scottish Equitable Schroder UK Smaller Companies	+10.3	+10.7	+15.7	+13.1	-19.4	+13.6
UK Smaller Companies	+8.5	+9.4	+15.0	+10.4	-14.0	+11.0

Discrete performance (%)

	YTD	2023	2022	2021	2020	2019
Scottish Equitable Schroder UK Smaller Companies	+10.3	-0.5	-22.9	+11.4	+10.1	+16.1
UK Smaller Companies	+8.5	+0.9	-24.6	+17.2	+3.5	+24.1

Growth of £1000 over 3 years

Total return performance of the fund rebased to 1000. Your actual return would be reduced by the cost of buying and selling the fund, and inflation.



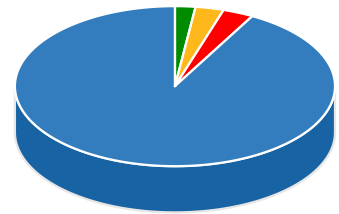
20/05/2021 - 17/05/2024 Powered by data from FE fundinfo

All prices in Pence Sterling (GBX) unless otherwise specified. Price performance figures are calculated on a bid price to bid price basis with net income (dividends) reinvested. Performance figures are shown in Sterling.

Scottish Equitable Schroder UK Smaller Companies

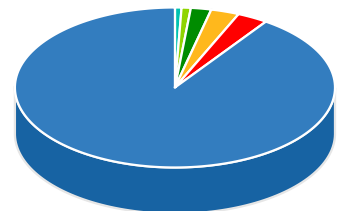
Asset allocation

Key	Rank	Asset class	% of Fund (31.03.2024)
A	1	UK Equities	92.0
B	2	Israeli Equities	3.1
C	3	Money Market	2.9
D	4	Irish Equities	2.1



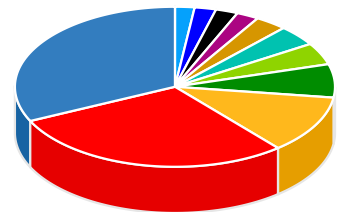
Regional breakdown

Key	Rank	Region	% of Fund (31.03.2024)
A	1	United Kingdom	90.4
B	2	Israel	3.1
C	3	Liquid Assets	2.9
D	4	Ireland	2.1
E	5	Jersey	0.9
F	6	Guernsey	0.7



Sector breakdown

Key	Rank	Sector	% of Fund (31.03.2024)
A	1	Consumer Discretionary	32.0
B	2	Industrials	29.1
C	3	Technology	11.7
D	4	Financials	6.7
E	5	Liquid Assets	4.4
F	6	Basic Materials	4.2
G	7	Other	3.2
H	8	Health Care	2.3
I	9	Energy	2.3
J	10	Real Estate	2.2
K	11	Consumer Staples	2.0
L	12	Derivatives	0.0



Top ten holdings

Rank	Holding	% of Fund (31.03.2024)
1	Cohort PLC	4.3
2	Warpaint London plc	4.3
3	ME GROUP INTERNATIONAL PLC	4.0
4	GlobalData PLC	3.1
5	Tremor International Ltd	3.1
6	Pendragon PLC	2.9
7	Zotefoams PLC	2.9
8	Mpac Group PLC	2.8
9	MJ Gleeson PLC	2.7
10	Shoe Zone PLC	2.6