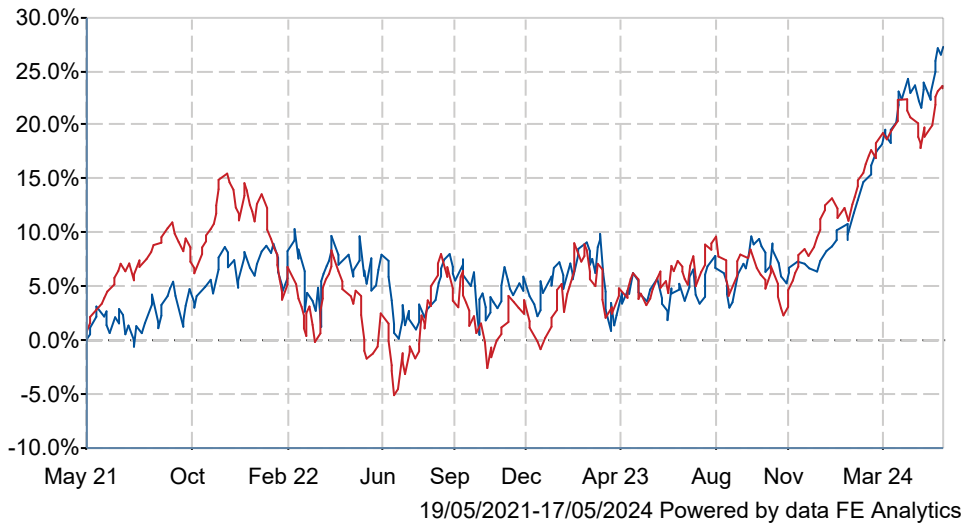


# Artemis SmartGARP Global Equity I Acc

## What is the Fund's objective?

To grow capital over a five year period.

## Cumulative Performance



	3m	6m	1yr	3yrs	5yrs
Artemis SmartGARP Global Equity I Acc	+9.5	+18.4	+21.8	+26.0	+60.7
IA Global	+4.6	+14.0	+17.6	+22.3	+59.0
Rank within sector	20 / 563	50 / 556	166 / 546	221 / 478	206 / 402
Quartile	1	1	2	2	3

## Fund Information

Sector	IA Global
Asset Class	Equity
Launch Date	09-Sep-2002
Fund Size	£532.7m / \$676.7m (17-May-2024)
Fund Manager	Peter Saacke Raheel Altaf

## How does FE fundinfo rate this fund?

FE fundinfo Crown Rating	
AFI	NO
Risk Score	86

## Investment Details

Initial Charge	0.00%
Annual Charges	0.75%
Note to charges	Initial Charges: max.;
Minimum Initial Investment	£ 250,000
Minimum Additional Investment	£ 500
Dividend Policy	Apr 08 (Final)

## Prices

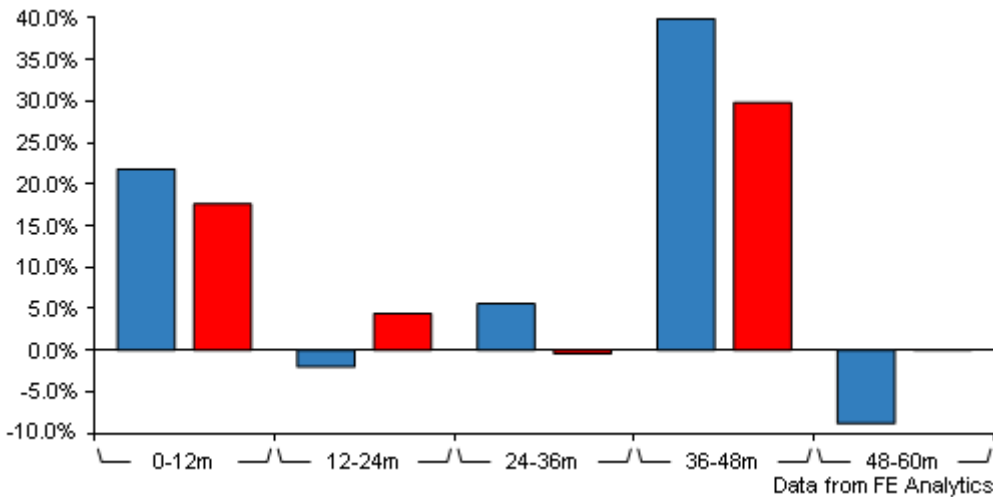
Unit Type	ACC
Mid	459.58(GBX)
Price Date	17 May 2024
Yield	2.44

## Codes

Citicode	BUH4
SEDOL	B2PLJP9
ISIN	GB00B2PLJP95

# Artemis SmartGARP Global Equity I Acc

## Discrete Performance



	0-12m	12m-24m	24m-36m	36m-48m	48m-60m
Artemis SmartGARP Global Equity I Acc	+21.8	-2.0	+5.6	+39.9	-8.8
IA Global	+17.6	+4.4	-0.4	+29.8	+0.1
Rank within sector	166 / 546	479 / 522	126 / 478	77 / 441	338 / 402
Quartile	2	4	2	1	4

All prices in Pence Sterling (GBX) unless otherwise specified. Price total return performance figures are calculated on a bid price to bid price basis (mid to mid for OEICs) with net income (dividends) reinvested. Performance figures are shown in Pound Sterling (GBP).

## Contact Details

Address Cassini House 57, St James's Street London, SW1A 1LD

Telephone numbers 0800 092 2051 (Main Number)

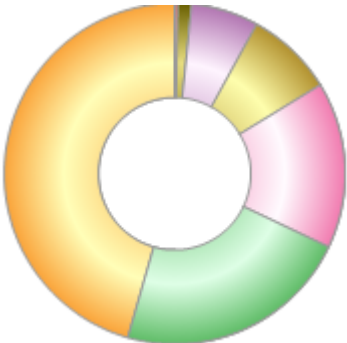
Website [www.artemisfunds.com](http://www.artemisfunds.com)

Email [salesupport@artemisfunds.com](mailto:salesupport@artemisfunds.com)

# Artemis SmartGARP Global Equity I Acc

## Asset Allocation (31 Mar 2024)

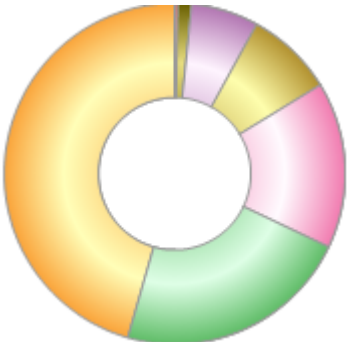
Rank	Asset Classes	%
1	North American Equities	45.60
2	Global Emerging Market Equities	22.40
3	Europe ex UK Equities	15.80
4	UK Equities	8.30
5	Japanese Equities	6.40
6	Asia Pacific ex Japan Equities	1.30
7	Money Market	0.30



Powered by data from FE fundinfo

## Regional Breakdown (31 Mar 2024)

Rank	Regions	%
1	North America	45.60
2	Emerging Markets	22.40
3	Europe ex UK	15.80
4	United Kingdom	8.30
5	Japan	6.40
6	Asia Pac ex Japan	1.30
7	Cash	0.30



Powered by data from FE fundinfo

## Sector Breakdown (31 Mar 2024)

Rank	Sectors	%
1	Financials	28.80
2	Industrials	12.80
3	Health Care	11.40
4	Information Technology	11.20
5	Consumer Staples	8.50
6	Energy	7.70
7	Consumer Discretionary	7.40
8	Communication Services	6.60
9	Utilities	3.40
10	Others	2.20



Powered by data from FE fundinfo

## Top Holdings (31 Mar 2024)

Rank	Largest Holdings	%
1	Microsoft	4.20
2	JPMorgan Chase	2.10

# Artemis SmartGARP Global Equity I Acc

Rank	Largest Holdings	%
3	BAE Systems	1.90
4	Meta Platforms	1.90
5	Amazon	1.70
6	Merck & Co	1.70
7	Dell Technologies	1.60
8	Hartford Financial	1.60
9	Sinotrans	1.60
10	PICC Property and	1.50