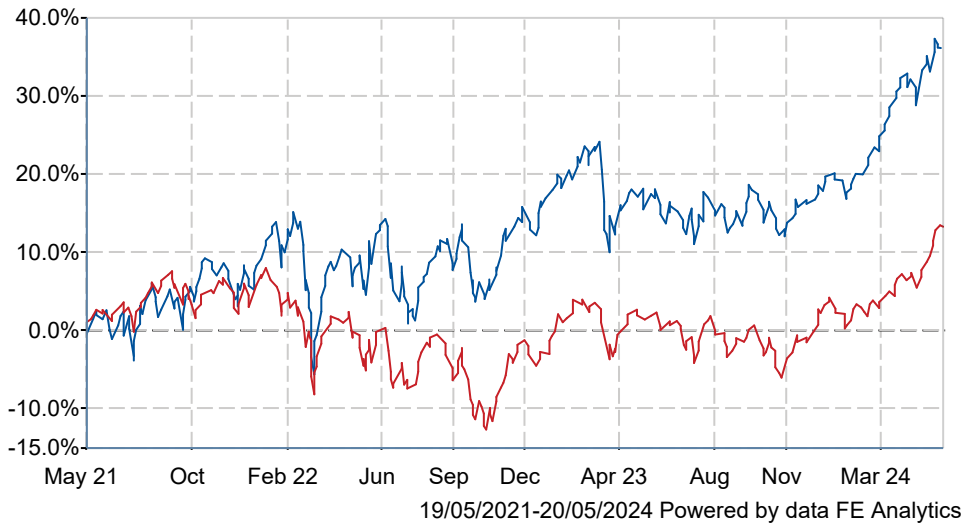


# Artemis SmartGARP UK Equity I Acc

## What is the Fund's objective?

To grow capital over a five year period.

## Cumulative Performance



	3m	6m	1yr	3yrs	5yrs
Artemis SmartGARP UK Equity I Acc	+11.5	+17.3	+16.4	+35.9	+68.6
IA UK All Companies	+9.6	+14.5	+11.5	+12.8	+27.1
Rank within sector	43 / 234	34 / 234	27 / 232	6 / 224	3 / 214
Quartile	1	1	1	1	1

## Fund Information

Sector	IA UK All Companies
Asset Class	Equity
Launch Date	09-Sep-2002
Fund Size	£475.8m / \$604.5m (17-May-2024)
Fund Manager	Philip Wolstencroft

## How does FE fundinfo rate this fund?

FE fundinfo Crown Rating	
AFI	NO
Risk Score	115

## Investment Details

Initial Charge	0.00%
Annual Charges	0.75%
Note to charges	Initial Charges: max.;
Minimum Initial Investment	£ 250,000
Minimum Additional Investment	£ 500
Dividend Policy	Apr 08 (Final)

## Prices

Unit Type	ACC
Mid	2787.59(GBX)
Price Date	17 May 2024
Yield	3.43

## Codes

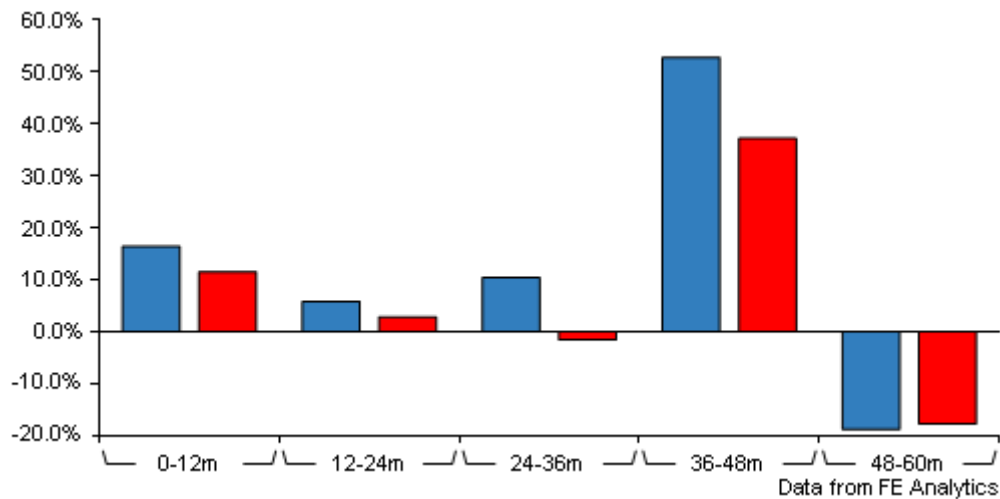
Citicode	KVH3
SEDOL	B2PLJM6
ISIN	GB00B2PLJM64

## Contact Details

Address	Cassini House 57, St James's Street London, SW1A 1LD
Telephone numbers	0800 092 2051 (Main Number)
Website	<a href="http://www.artemisfunds.com">www.artemisfunds.com</a>
Email	<a href="mailto:salesupport@artemisfunds.com">salesupport@artemisfunds.com</a>

# Artemis SmartGARP UK Equity I Acc

## Discrete Performance



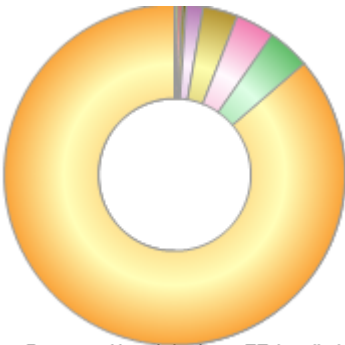
	0-12m	12m-24m	24m-36m	36m-48m	48m-60m
Artemis SmartGARP UK Equity I Acc	+16.4	+5.8	+10.4	+52.8	-18.8
IA UK All Companies	+11.5	+2.8	-1.6	+37.2	-17.8
Rank within sector	27 / 232	73 / 230	17 / 224	32 / 219	140 / 214
Quartile	1	2	1	1	3

All prices in Pence Sterling (GBX) unless otherwise specified. Price total return performance figures are calculated on a bid price to bid price basis (mid to mid for OEICs) with net income (dividends) reinvested. Performance figures are shown in Pound Sterling (GBP).

# Artemis SmartGARP UK Equity I Acc

## Asset Allocation (31 Mar 2024)

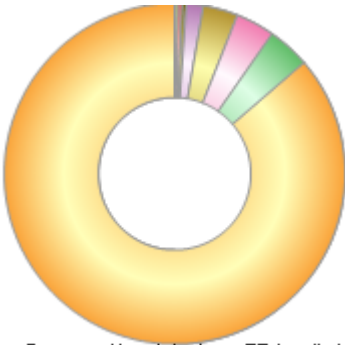
Rank	Asset Classes	%
1	UK Equities	86.40
2	French Equities	3.99
3	Spanish Equities	3.69
4	Italian Equities	3.25
5	German Equities	1.61
6	Money Market	0.38
7	Irish Equities	0.35
8	Greek Equities	0.34



Powered by data from FE fundinfo

## Regional Breakdown (31 Mar 2024)

Rank	Regions	%
1	UK	86.40
2	France	3.99
3	Spain	3.69
4	Italy	3.25
5	Germany	1.61
6	Cash & Cash Equivalents	0.38
7	Ireland	0.35
8	Greece	0.34



Powered by data from FE fundinfo

## Sector Breakdown (31 Mar 2024)

Rank	Sectors	%
1	Banks	18.44
2	Oil & Gas	8.72
3	Travel	8.04
4	Insurance	8.00
5	Biotechnology/Medical	7.22
6	Financial Services	6.70
7	Health & Household	5.99
8	Industrials	5.07
9	Tobacco	4.92
10	Others	26.90



Powered by data from FE fundinfo

## Top Holdings (31 Mar 2024)

Rank	Largest Holdings	%
1	GSK PLC COMMON STOCK GBP 31.25	6.71
2	BARCLAYS PLC COMMON STOCK GBP 25	5.62

# Artemis SmartGARP UK Equity I Acc

Rank	Largest Holdings	%
3	BANK OF GEORGIA GROUP PLC	5.06
4	IMPERIAL BRANDS PLC COMMON STOCK GBP 10	4.92
5	MARKS & SPENCER GROUP PLC	3.18
6	INTERNATIONAL CONSOLIDATED AIRLINE ORD EUR0.10	2.95
7	LANCASHIRE HOLDINGS LTD	2.62
8	ASSOCIATED BRITISH FOODS PLC ORD 5 15/22P	2.56
9	SHELL PLC	2.55
10	UNICREDIT SPA	2.48