



# Invesco Global Bond (UK) Z Acc

## What is the Fund's objective?

The objective of the Fund is to achieve income and capital growth over the medium to long term (3 to 5 years plus). The Fund invests at least 80% of its assets in debt securities (which may be investment grade, non-investment grade or have no credit rating) and currencies globally. The Fund may use derivatives (complex instruments) for investment purposes and to manage the Fund more efficiently, with the aim of reducing risk, reducing costs and/or generating additional capital or income. The Fund has an active investment approach based on fund manager judgement supported by macroeconomic and credit risk analysis, with an emphasis on valuation and is not constrained by a benchmark.

## Cumulative Performance



	3m	6m	1yr	3yrs	5yrs
 Invesco Global Bond (UK) Z Acc	+0.2	+0.7	-0.7	-5.7	-1.7
 IA Global Mixed Bond	+1.0	+3.5	+3.9	-2.8	+1.8
Rank within sector	73 / 92	84 / 92	78 / 90	47 / 86	51 / 73
Quartile	4	4	4	3	3

## Fund Information

Sector	IA Global Mixed Bond
Asset Class	Fixed Interest
Launch Date	10-Mar-1992
Fund Size	£151.4m / \$192.3m (30-Apr-2024)
Fund Manager	Stuart Edwards

## How does FE fundinfo rate this fund?

FE fundinfo Crown Rating	
AFI	NO
Risk Score	56

## Other ratings

Morningstar Analyst Rating	<b>Neutral</b>
----------------------------	----------------

## Investment Details

Initial Charge	0.62%
Annual Charges	0.62%
Note to charges	Initial Charges: max.;
Minimum Initial Investment	£ 500
Minimum Additional Investment	£ 500
Dividend Policy	May 01 (Final), Nov 01

## Prices

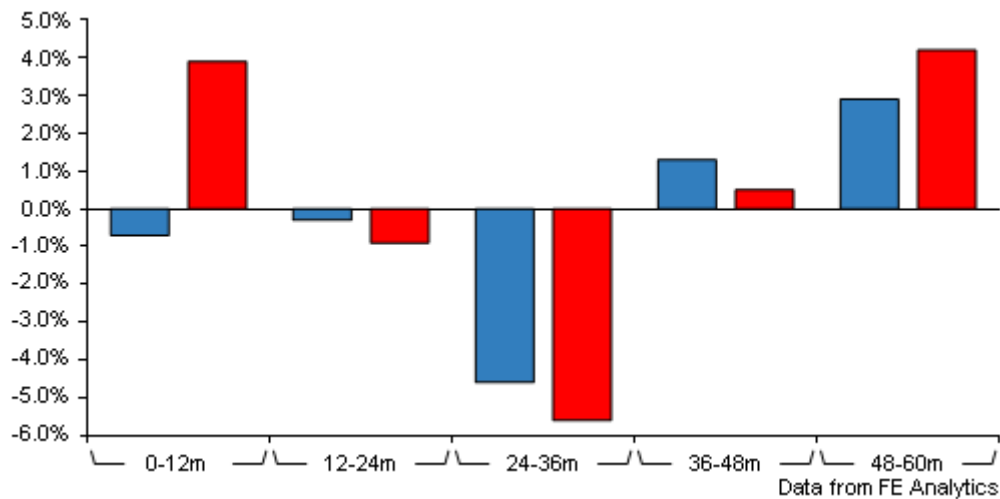
Unit Type	ACC
Mid	239.34(GBX)
Price Date	17 May 2024
Yield	3.59

## Codes

Citicode	GUWK
SEDOL	B8N45F4
ISIN	GB00B8N45F47

# Invesco Global Bond (UK) Z Acc

## Discrete Performance



	0-12m	12m-24m	24m-36m	36m-48m	48m-60m
<div></div> Invesco Global Bond (UK) Z Acc	-0.7	-0.3	-4.6	+1.3	+2.9
<div></div> IA Global Mixed Bond	+3.9	-0.9	-5.6	+0.5	+4.2
Rank within sector	78 / 90	34 / 90	37 / 86	39 / 78	39 / 73
Quartile	4	2	2	2	3

All prices in Pence Sterling (GBX) unless otherwise specified. Price total return performance figures are calculated on a bid price to bid price basis (mid to mid for OEICs) with net income (dividends) reinvested. Performance figures are shown in Pound Sterling (GBP).

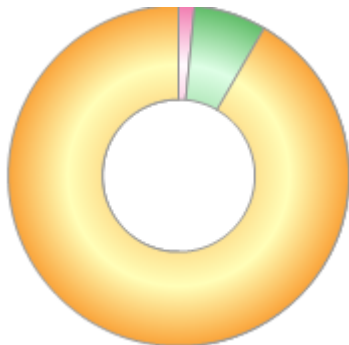
## Contact Details

Address	Invesco Administration Centre, PO Box 586, Darlington, United Kingdom, DL1 9BE
Telephone numbers	MN (Fax Number) 44 20 7543 3588 (Main Number)
Website	<a href="http://www.invesco.co.uk">www.invesco.co.uk</a>
Email	<a href="mailto:enquiry@invesco.com">enquiry@invesco.com</a>

# Invesco Global Bond (UK) Z Acc

## Asset Allocation (30 Apr 2024)

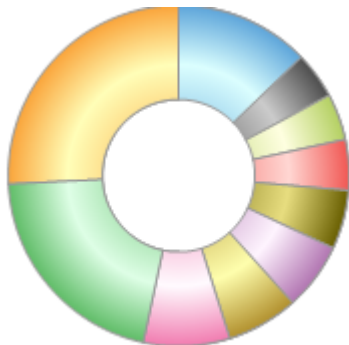
Rank	Asset Classes	%
1	Global Investment Grade Fixed Interest	92.02
2	Global High Yield Fixed Interest	6.90
3	Cash	1.47
4	Bonds - Not Rated	0.03
5	Derivatives	-0.42



Powered by data from FE fundinfo

## Regional Breakdown (30 Apr 2024)

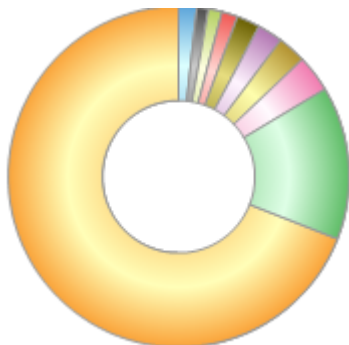
Rank	Regions	%
1	USA	25.76
2	UK	20.87
3	France	8.17
4	Spain	6.75
5	Others	6.40
6	Australia	5.57
7	Mexico	4.82
8	Germany	4.44
9	Italy	4.42
10	Others	12.80



Powered by data from FE fundinfo

## Sector Breakdown (30 Apr 2024)

Rank	Sectors	%
1	Government	69.04
2	Bank	14.52
3	Utility	3.46
4	Telecom	2.73
5	Auto	2.41
6	Oil	2.20
7	Cash	1.47
8	Beverage	1.33
9	Insurance	1.10
10	Others	1.74



Powered by data from FE fundinfo

## Top Holdings (30 Apr 2024)

Rank	Largest Holdings	%
1	JAPANESE YEN RECEIV. 12JUN24 JPM	16.73

# Invesco Global Bond (UK) Z Acc

Rank	Largest Holdings	%
2	EUROS RECEIV. 17MAY24 RBS	8.03
3	US DOLLARS RECEIV. 07JUN24 JPM	6.55
4	UNITED STATES TREAS 4.000 FEB 15 34	6.21
5	POUND STERLING RECEIV. 07JUN24 DEU	6.01
6	EUROS RECEIV. 12JUN24 JPM	5.63
7	US DOLLARS RECEIV. 12JUN24 CGR	5.44
8	JAPANESE YEN RECEIV. 12JUN24 GOS	5.28
9	JAPANESE YEN RECEIV. 12JUN24 CGR	5.27
10	JAPANESE YEN RECEIV. 12JUN24 DEU	4.96