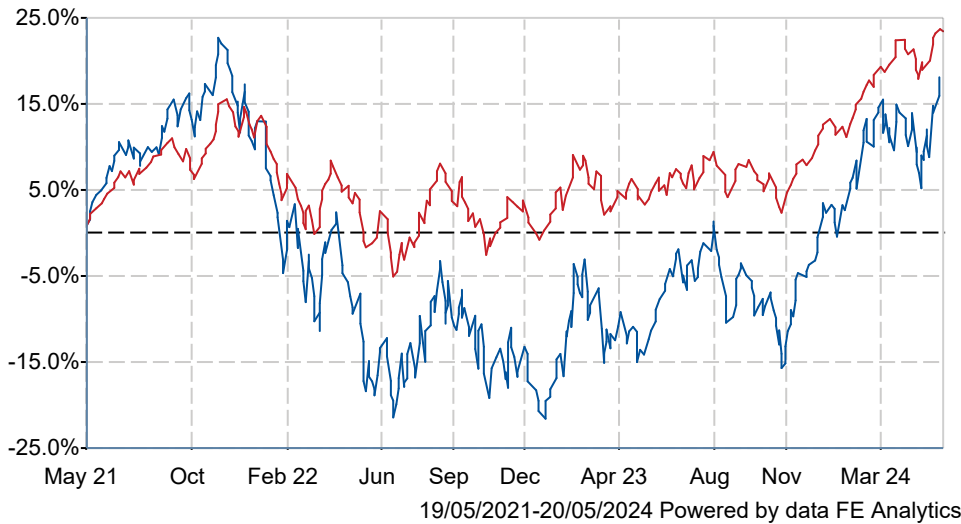




Liontrust Global Innovation C Acc GBP

What is the Fund's objective?

The Fund aims to deliver capital growth over the long term (5 years or more).

Cumulative Performance



	3m	6m	1yr	3yrs	5yrs
 Liontrust Global Innovation C Acc GBP	+2.9	+23.5	+32.1	+16.2	+64.6
 IA Global	+4.6	+14.0	+17.6	+22.3	+59.0
Rank within sector	438 / 563	10 / 556	26 / 546	333 / 478	182 / 402
Quartile	4	1	1	3	2

Fund Information

Sector	IA Global
Asset Class	Equity
Launch Date	31-Dec-2001
Fund Size	£243.3m / \$309.0m (17-May-2024)
Fund Manager	James Dowe Storm Uru

How does FE fundinfo rate this fund?

FE fundinfo Crown Rating	
AFI	NO
Risk Score	186

Investment Details

Initial Charge	n/a
Annual Charges	0.75%
Note to charges	n/a
Minimum Initial Investment	£ 250,000
Minimum Additional Investment	n/a
Dividend Policy	Jan 01, Jul 01 (Final)

Prices

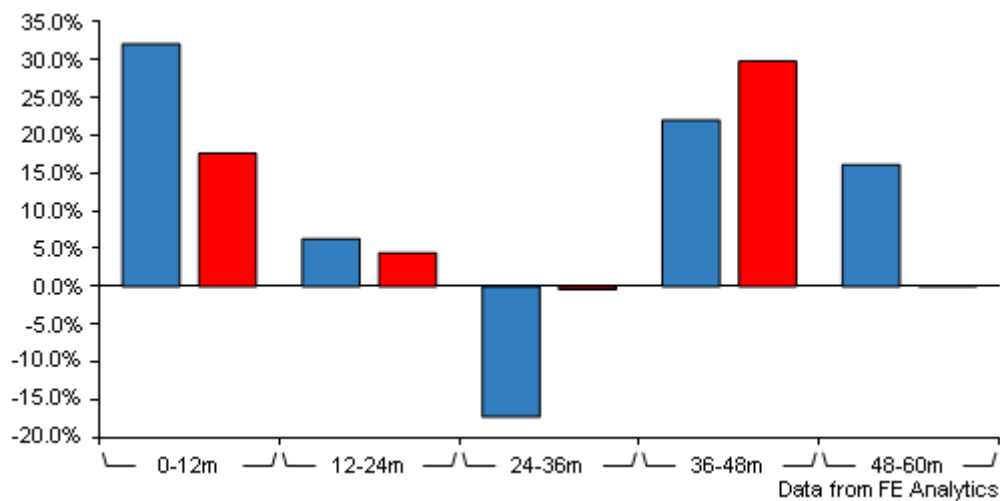
Unit Type	ACC
Mid	315.70(GBX)
Price Date	17 May 2024
Yield	0.00

Codes

Citicode	GQKY
SEDOL	B8DLY47
ISIN	GB00B8DLY478

Liontrust Global Innovation C Acc GBP

Discrete Performance



	0-12m	12m-24m	24m-36m	36m-48m	48m-60m
<div>Liontrust Global Innovation C Acc GBP</div>	+32.1	+6.3	-17.3	+22.0	+16.1
<div>IA Global</div>	+17.6	+4.4	-0.4	+29.8	+0.1
Rank within sector	26 / 546	157 / 522	456 / 478	357 / 441	30 / 402
Quartile	1	2	4	4	1

All prices in Pence Sterling (GBX) unless otherwise specified. Price total return performance figures are calculated on a bid price to bid price basis (mid to mid for OEICs) with net income (dividends) reinvested. Performance figures are shown in Pound Sterling (GBP).

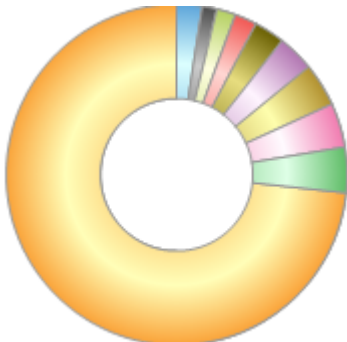
Contact Details

Address	2 Savoy Court, London, United Kingdom, WC2R 0EZ
Telephone numbers	20 7412 1700 (Main Number)
Website	www.liontrust.co.uk
Email	LionTA@liontrust.co.uk

Liontrust Global Innovation C Acc GBP

Asset Allocation (30 Apr 2024)

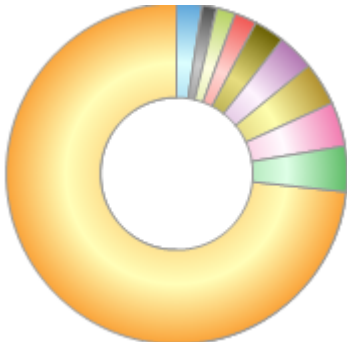
Rank	Asset Classes	%
1	US Equities	73.32
2	Canadian Equities	4.27
3	Dutch Equities	4.17
4	Taiwanese Equities	4.13
5	Swiss Equities	3.48
6	Italian Equities	2.90
7	French Equities	2.09
8	Irish Equities	1.84
9	Chinese Equities	1.42
10	Others	2.38



Powered by data from FE fundinfo

Regional Breakdown (30 Apr 2024)

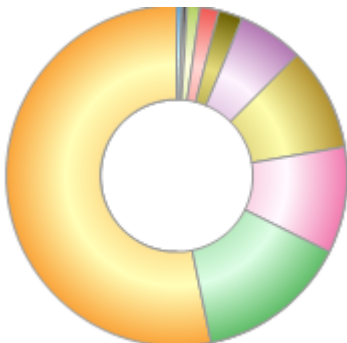
Rank	Regions	%
1	USA	73.32
2	Canada	4.27
3	Netherlands	4.17
4	Taiwan	4.13
5	Switzerland	3.48
6	Italy	2.90
7	France	2.09
8	Ireland	1.84
9	China	1.42
10	Others	2.38



Powered by data from FE fundinfo

Sector Breakdown (30 Apr 2024)

Rank	Sectors	%
1	Information Technology	53.31
2	Consumer Discretionary	14.43
3	Health Care	10.06
4	Industrials	9.82
5	Communications	6.20
6	Consumer Staples	2.28
7	Utilities	1.82
8	Financials	1.16
9	Materials	0.47
10	Money Market	0.45



Powered by data from FE fundinfo

Top Holdings (30 Apr 2024)

Rank	Largest Holdings	%
1	NVIDIA Corporation	4.57
2	Taiwan Semiconductor Manufacturing Company Limited	4.13

Liontrust Global Innovation C Acc GBP

Rank	Largest Holdings	%
3	Tesla, Inc.	4.10
4	Applied Materials, Inc.	3.82
5	Lam Research Corporation	3.44
6	Netflix, Inc.	3.08
7	Vertiv Holdings Co	2.99
8	Broadcom Inc.	2.96
9	Cadence Design Systems, Inc.	2.89
10	Advanced Micro Devices, Inc.	2.88