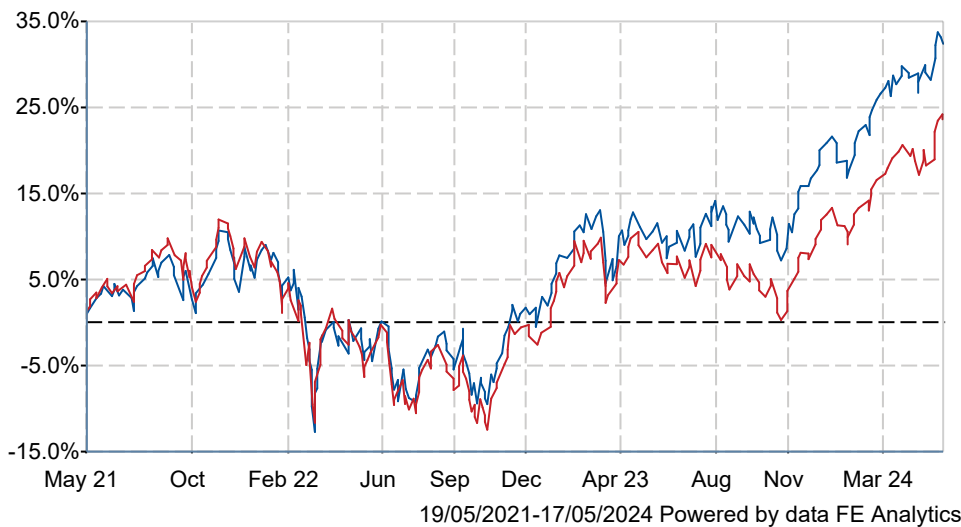


Janus Henderson European Selected Opportunities I Acc

What is the Fund's objective?

The Fund aims to achieve a return through capital growth and income, that is above the average return expected from an investment in European shares. The Fund invests in shares of companies with their registered office in or which do most of their business (directly or through subsidiaries) in Europe in any industry. The Fund may also invest in money market instruments and bank deposits. The Fund may use derivatives to reduce risk or to manage the Fund more efficiently.

Cumulative Performance







	3m	6m	1yr	3yrs	5yrs
Janus Henderson European Selected Opportunities I Acc	+6.2	+14.3	+19.8	+31.2	+72.2
IA Europe Excluding UK	+7.1	+14.3	+14.5	+22.6	+55.3
Rank within sector	102 / 143	80 / 143	14 / 143	23 / 136	14 / 129
Quartile	3	3	1	1	1

Fund Information

Sector	IA Europe Excluding UK
Asset Class	Equity
Launch Date	31-Aug-1984
Fund Size	£2,222.9m / \$2,823.9m (16-May-2024)
Fund Manager	John Bennett Tom O'Hara Tom Lemaigre

How does FE fundinfo rate this fund?

Alpha Manager Rating	John Bennett
FE fundinfo Crown Rating	
AFI	 AFI Aggressive  AFI Balanced  AFI Cautious
Risk Score	112

Other ratings

Morningstar Analyst Rating	
----------------------------	---

Investment Details

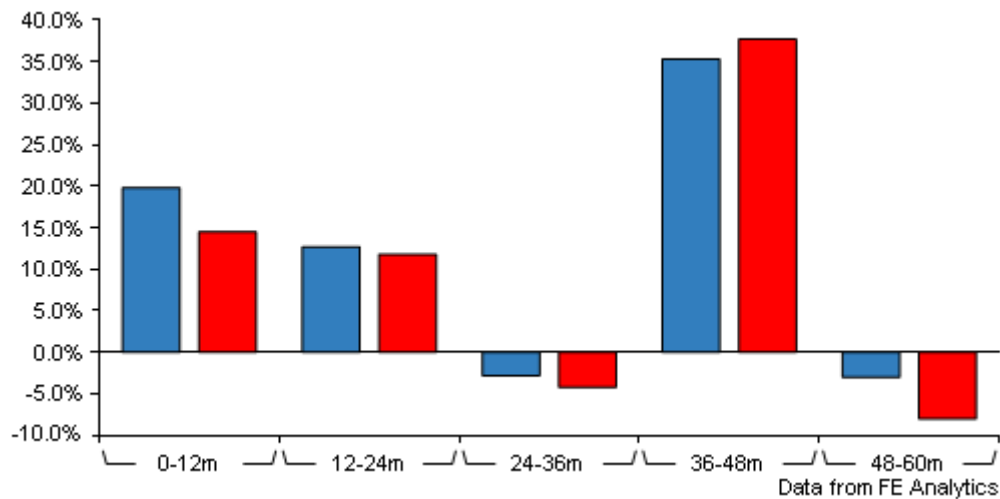
Initial Charge	0.00%
Annual Charges	0.75%
Note to charges	n/a
Minimum Initial Investment	£ 3,000,000
Minimum Additional Investment	£ 10,000
Dividend Policy	Jun 01 (Final), Dec 01

Prices

Unit Type	ACC
Mid	3156.00(GBX)
Price Date	17 May 2024
Yield	1.50

Janus Henderson European Selected Opportunities I Acc

Discrete Performance



	0-12m	12m-24m	24m-36m	36m-48m	48m-60m
Janus Henderson European Selected Opportunities I Acc	+19.8	+12.7	-2.8	+35.3	-3.0
IA Europe Excluding UK	+14.5	+11.8	-4.2	+37.7	-8.0
Rank within sector	14 / 143	73 / 142	59 / 136	74 / 131	27 / 129
Quartile	1	3	2	3	1

All prices in Pence Sterling (GBX) unless otherwise specified. Price total return performance figures are calculated on a bid price to bid price basis (mid to mid for OEICs) with net income (dividends) reinvested. Performance figures are shown in Pound Sterling (GBP).

Codes

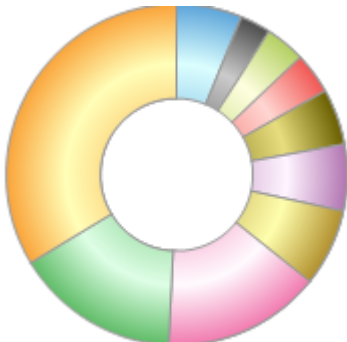
Citicode	OP80
SEDOL	3247365
ISIN	GB0032473653

Contact Details

Address	201 Bishopsgate, London, United Kingdom, EC2M 3AE
Telephone numbers	44 (0)20 7818 1819 (Fax Number) 44 (0)20 7818 1818 (Main Number)
Website	www.janushenderson.com

Asset Allocation (31 Mar 2024)

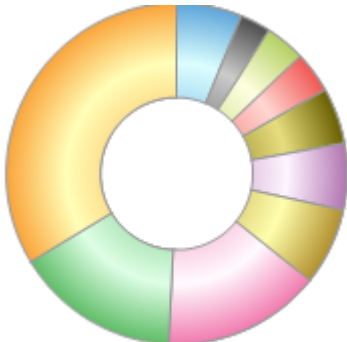
Rank	Asset Classes	%
1	French Equities	33.57
2	Dutch Equities	15.64
3	German Equities	14.95
4	Danish Equities	7.34
5	Swiss Equities	6.30
6	UK Equities	5.33
7	Finnish Equities	3.92
8	Belgian Equities	3.83
9	US Equities	2.94
10	Others	6.18



Powered by data from FE fundinfo

Regional Breakdown (31 Mar 2024)

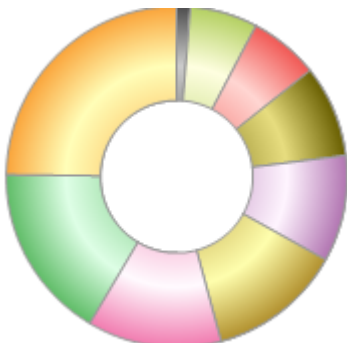
Rank	Regions	%
1	France	33.57
2	Netherlands	15.64
3	Germany	14.95
4	Denmark	7.34
5	Switzerland	6.30
6	United Kingdom	5.33
7	Finland	3.92
8	Belgium	3.83
9	United States	2.94
10	Others	6.18



Powered by data from FE fundinfo

Sector Breakdown (31 Mar 2024)

Rank	Sectors	%
1	Industrials	24.76
2	Technology	16.65
3	Consumer Discretionary	12.68
4	Health Care	12.67
5	Consumer Staples	10.12
6	Basic Materials	8.74
7	Energy	6.63
8	Financials	6.43
9	Cash	1.33



Powered by data from FE fundinfo

Top Holdings (31 Mar 2024)

Rank	Largest Holdings	%
1	Novo Nordisk	6.37
2	ASML	5.72

Janus Henderson European Selected Opportunities I Acc

Rank	Largest Holdings	%
3	SAP	4.04
4	LVMH Moet Hennessy Louis Vuitton	3.80
5	Safran	3.65
6	Airbus	3.63
7	Cie de Saint-Gobain	3.22
8	TotalEnergies	3.12
9	Nestlé	2.96
10	Linde	2.94