

Franklin India W Acc GBP

What is the Fund's objective?

Franklin India Fund (the "Fund") aims to increase the value of its investments over the medium to long term. The Fund invests mainly in:equity and equity-related securities issued by companies of any size located in, or doing significant business in, India The Fund can invest to a lesser extent in:money market securities The investment team uses in-depth analysis to select individual securities that it believes are attractively valued in light of their prospects for growth and may provide the best opportunities for increased value over the long term. The investment team also considers economic trends that may affect security prices or currency values.

Cumulative Performance



	3m	6m	1yr	3yrs	5yrs
Franklin India W Acc GBP	+2.8	+14.4	+32.3	+61.7	+91.1
IA India/Indian Subcontinent	+3.6	+14.4	+29.8	+56.1	+80.2
Rank within sector	15 / 24	14 / 24	7 / 23	7 / 23	9 / 20
Quartile	3	3	2	2	2

Fund Information

Sector	IA India/Indian Subcontinent
Asset Class	Equity
Launch Date	25-Oct-2005
Fund Size	£1,985.8m / \$2,522.7m (17-May-2024)
Fund Manager	Sukumar Rajah Yi Ping Liao

How does FE fundinfo rate this fund?

FE fundinfo Crown Rating	
AFI	NO
Risk Score	94

Other ratings

Morningstar Analyst Rating	
----------------------------	--

Investment Details

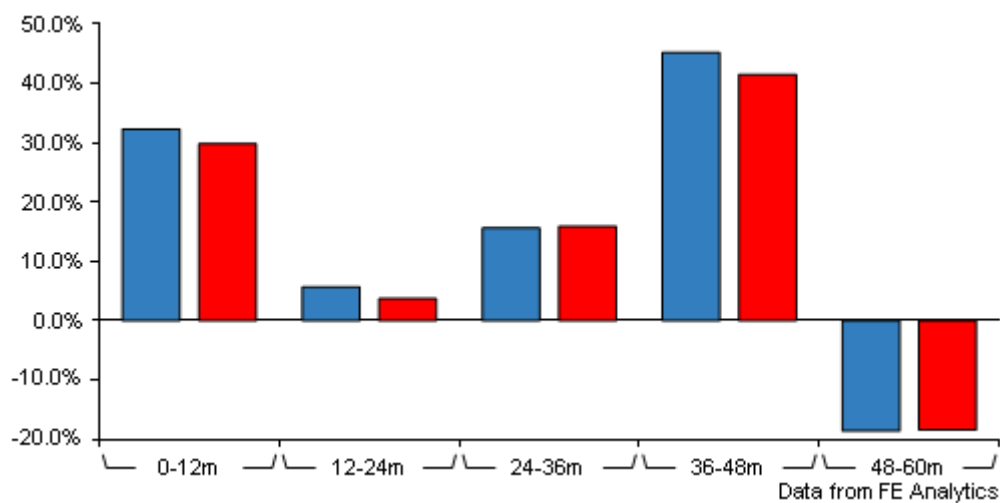
Initial Charge	n/a
Annual Charges	0.70%
Note to charges	n/a
Minimum Initial Investment	£ 1,000
Minimum Additional Investment	£ 1,000
Dividend Policy	Jan 10, Feb 08, Mar 08, Apr 10, May 10, Jun 10, Jul 01, Aug 10, Sep 10, Oct 10, Nov 10, Dec 10 (Final)

Prices

Unit Type	ACC
Mid	44.85(GBP)
Price Date	17 May 2024
Yield	n/a

Franklin India W Acc GBP

Discrete Performance



	0-12m	12m-24m	24m-36m	36m-48m	48m-60m
Franklin India W Acc GBP	+32.3	+5.7	+15.6	+45.2	-18.6
IA India/Indian Subcontinent	+29.8	+3.7	+15.9	+41.5	-18.4
Rank within sector	7 / 23	7 / 23	10 / 23	8 / 22	10 / 20
Quartile	2	2	2	2	2

All prices in Pence Sterling (GBX) unless otherwise specified. Price total return performance figures are calculated on a bid price to bid price basis (mid to mid for OEICs) with net income (dividends) reinvested. Performance figures are shown in Pound Sterling (GBP).

Codes

Citicode	G26T
SEDOL	B7TC339
ISIN	LU0768358961

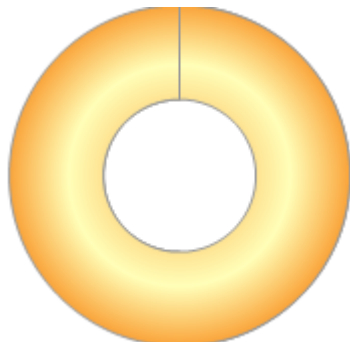
Contact Details

Address	Franklin Templeton International Services S.à r.l., 8A, rue Albert Borschette, Luxembourg, L-1246
Telephone numbers	+352 46 66 67 212 (Main Number)
Website	www.franklintempleton.lu
Email	lucs@franklintempleton.com

Franklin India W Acc GBP

Asset Allocation (30 Apr 2024)

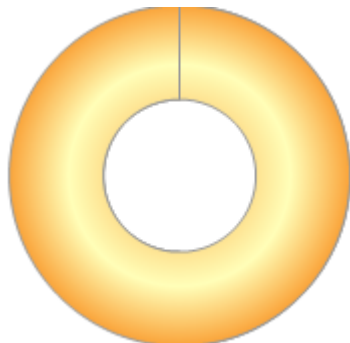
Rank	Asset Classes	%
1	India Equities	101.99
2	Cash & Cash Equivalents	-1.99



Powered by data from FE fundinfo

Regional Breakdown (30 Apr 2024)

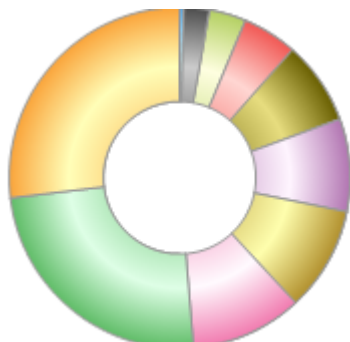
Rank	Regions	%
1	India	101.99
2	Cash & Cash Equivalents	-1.99



Powered by data from FE fundinfo

Sector Breakdown (30 Apr 2024)

Rank	Sectors	%
1	Financials	26.90
2	Consumer Discretionary	24.39
3	Information Technology	10.61
4	Industrials	9.86
5	Consumer Staples	8.81
6	Health Care	7.92
7	Energy	5.22
8	Real Estate	3.52
9	Utilities	2.38
10	Others	0.39



Powered by data from FE fundinfo

Top Holdings (30 Apr 2024)

Rank	Largest Holdings	%
1	ICICI BANK LTD	8.60
2	HDFC BANK LTD	6.62

Franklin India W Acc GBP

Rank	Largest Holdings	%
3	LARSEN & TOUBRO LTD	6.15
4	RELIANCE INDUSTRIES LTD	5.22
5	INFOSYS LTD	4.97
6	TATA MOTORS LTD	4.38
7	ZOMATO LTD	4.01
8	UNITED SPIRITS LTD	3.11
9	TRENT LTD	2.97
10	TATA CONSULTANCY SERVICES LTD	2.94