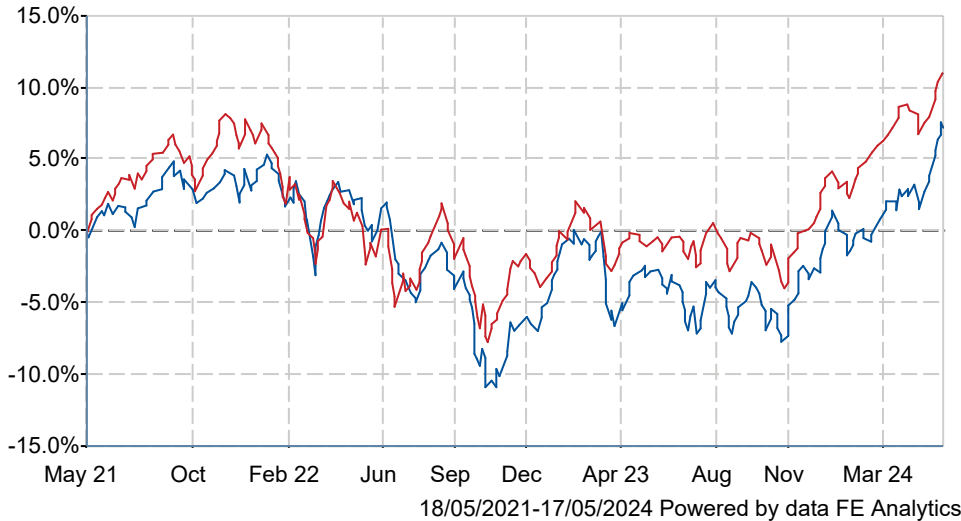


# VT Momentum Diversified Growth B Acc

## What is the Fund's objective?

The investment objective of VT Momentum Diversified Growth Fund is to achieve capital growth over the long term (5 years).

## Cumulative Performance



	3m	6m	1yr	3yrs	5yrs
VT Momentum Diversified Growth B Acc	+7.5	+10.1	+10.5	+7.1	+25.0
IA Mixed Investment 40-85% Shares	+5.2	+10.6	+11.7	+11.1	+28.7
Rank within sector	14 / 218	137 / 218	152 / 213	143 / 196	116 / 169
Quartile	1	3	3	3	3

## Fund Information

Sector	IA Mixed Investment 40-85% Shares
Asset Class	Mixed Asset
Launch Date	08-Apr-2002
Fund Size	£123.3m / \$156.7m (17-May-2024)
Fund Manager	Mark Wright Gary Moglione Richard Parfect Tom Delic

## How does FE fundinfo rate this fund?

FE fundinfo Crown Rating	
AFI	NO
Risk Score	76

## Investment Details

Initial Charge	0.00%
Annual Charges	0.75%
Note to charges	n/a
Minimum Initial Investment	£ 100,000
Minimum Additional Investment	£ 10,000
Dividend Policy	Mar 31 (Final), Sep 30

## Prices

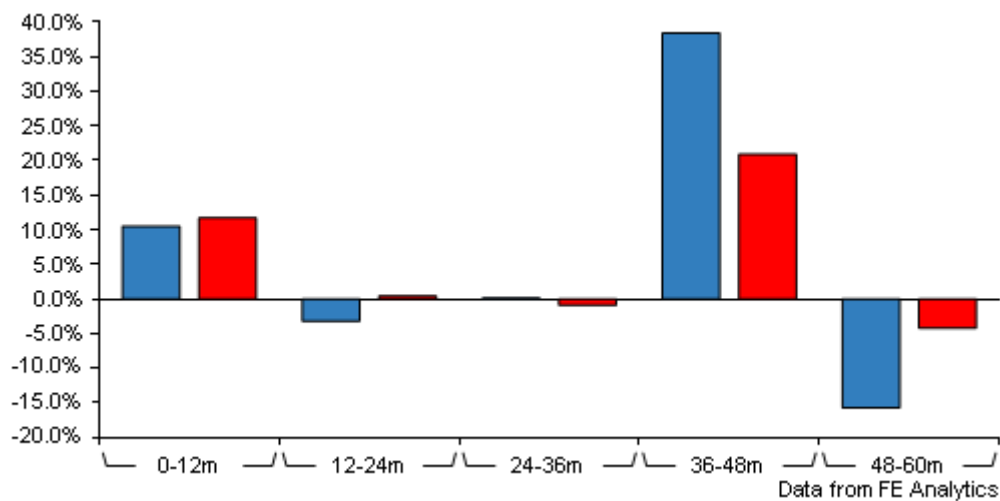
Unit Type	ACC
Mid	224.27(GBX)
Price Date	17 May 2024
Yield	3.14

## Codes

Citicode	0WRD
SEDOL	B7FPW57
ISIN	GB00B7FPW579

# VT Momentum Diversified Growth B Acc

## Discrete Performance



	0-12m	12m-24m	24m-36m	36m-48m	48m-60m
VT Momentum Diversified Growth B Acc	+10.5	-3.2	+0.1	+38.4	-15.7
IA Mixed Investment 40-85% Shares	+11.7	+0.4	-0.9	+20.9	-4.2
Rank within sector	152 / 213	191 / 207	81 / 196	2 / 182	164 / 169
Quartile	3	4	2	1	4

All prices in Pence Sterling (GBX) unless otherwise specified. Price total return performance figures are calculated on a bid price to bid price basis (mid to mid for OEICs) with net income (dividends) reinvested. Performance figures are shown in Pound Sterling (GBP).

## Contact Details

Address Valu-Trac Investment Management Limited, Orton, Moray IV32 7QE

Telephone numbers 44 (0)1343 880 344 (Main Number)

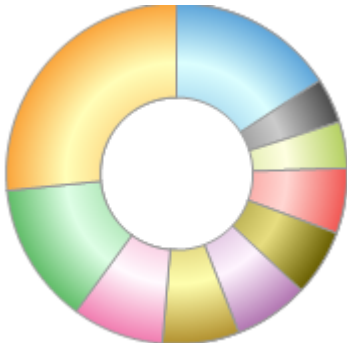
Website [www.valu-trac.com](http://www.valu-trac.com)

Email [distributionservices@momentum.co.uk](mailto:distributionservices@momentum.co.uk)

# VT Momentum Diversified Growth B Acc

## Asset Allocation (30 Apr 2024)

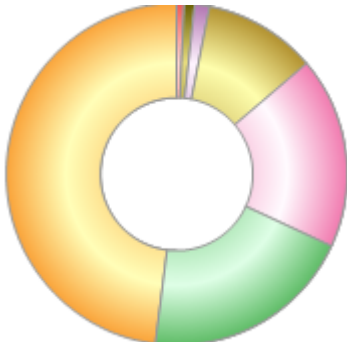
Rank	Asset Classes	%
1	UK Equities (UKEQ)	26.58
2	Alternative Assets (ALAS)	13.41
3	Global Equities (GLBQ)	8.71
4	Private Equity (PRVE)	7.27
5	Japanese Equities (JPEQ)	7.06
6	Asia Pacific ex Japan Equities (FXJE)	6.30
7	Global Emerging Market Equities (GLEQ)	6.24
8	Property (PROP)	4.35
9	Global Developed Markets Corporate Fixed Interest (GDNG)	4.33
10	Others	15.75



Powered by data from FE fundinfo

## Regional Breakdown (30 Apr 2024)

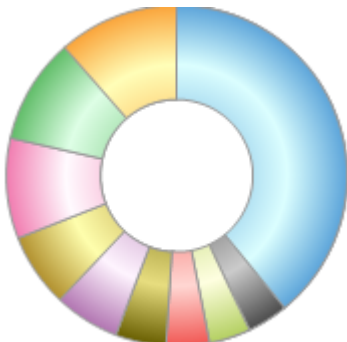
Rank	Regions	%
1	UK	48.02
2	Luxembourg	20.12
3	Ireland	18.08
4	Guernsey	10.69
5	Jersey	1.36
6	Cash & Cash Equivalents	1.00
7	Bermuda	0.74



Powered by data from FE fundinfo

## Sector Breakdown (30 Apr 2024)

Rank	Sectors	%
1	International Equities	11.42
2	Financials	10.01
3	Industrials	9.50
4	Japanese Equities	7.01
5	Global Emerging Market Equities	6.19
6	UK Equities	4.84
7	Asia/Pacific ex Japan Equities	4.14
8	Europe ex UK Equities	3.94
9	Infrastructure	3.93
10	Others	39.02



Powered by data from FE fundinfo

## Top Holdings (30 Apr 2024)

Rank	Largest Holdings	%
1	Momentum GF Global Sustainable Equity M USD	8.71

# VT Momentum Diversified Growth B Acc

Rank	Largest Holdings	%
2	Morant Wright Fuji Yield Fund Unhedged	4.33
3	Amundi MSCI Emerging Markets UCITS ETF	3.43
4	VT Downing European Unconstrained Income Z Acc	3.06
5	Amundi MSCI Japan UCITS ETF	2.72
6	Absalon Emerging Markets Corporate Debt Fund I Acc	2.67
7	Chrysalis Investments Limited	2.65
8	Royal London Short Term Fixed Income Enhanced Fund Y Acc	2.40
9	Royal London Sterling Extra Yield Bond Z Inc	2.31
10	Kier Group PLC	2.18