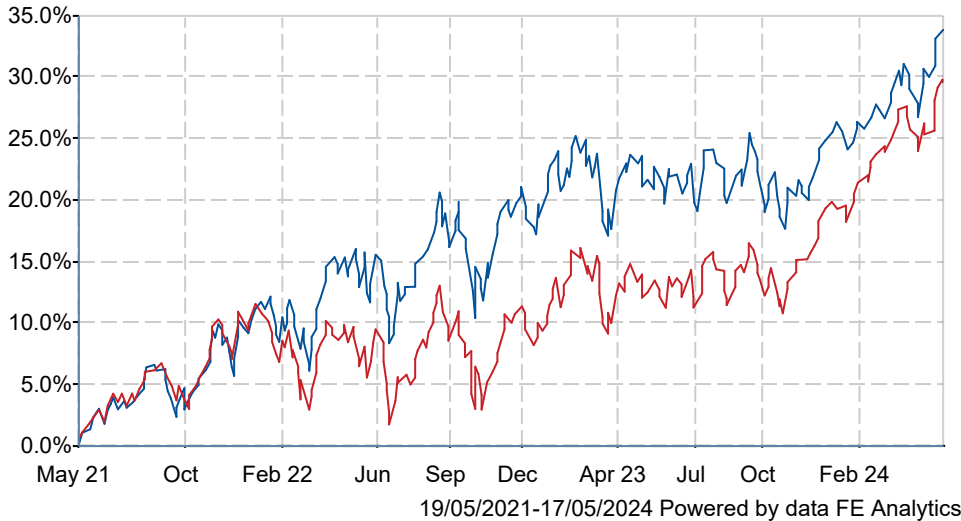


BNY Mellon Global Income Inst W Acc GBP

What is the Fund's objective?

To achieve income over an annual period together with capital growth over the long term (5 years or more).

Cumulative Performance



	3m	6m	1yr	3yrs	5yrs
BNY Mellon Global Income Inst W Acc GBP	+5.6	+10.3	+10.7	+32.9	+50.9
IA Global Equity Income	+5.2	+12.3	+15.0	+28.5	+52.8
Rank within sector	25 / 54	41 / 54	43 / 52	17 / 49	23 / 44
Quartile	2	4	4	2	3

Fund Information

Sector	IA Global Equity Income
Asset Class	Equity
Launch Date	30-Nov-2005
Fund Size	£3,440.8m / \$4,371.1m (30-Apr-2024)
Fund Manager	James Lydotes

How does FE fundinfo rate this fund?

FE fundinfo Crown Rating	
AFI	  
Risk Score	83

Investment Details

Initial Charge	0.00%
Annual Charges	0.75%
Note to charges	Initial Charges: max.;
Minimum Initial Investment	£ 500,000
Minimum Additional Investment	n/a
Dividend Policy	Jan 01, Apr 01, Jul 01 (Final), Oct 01

Prices

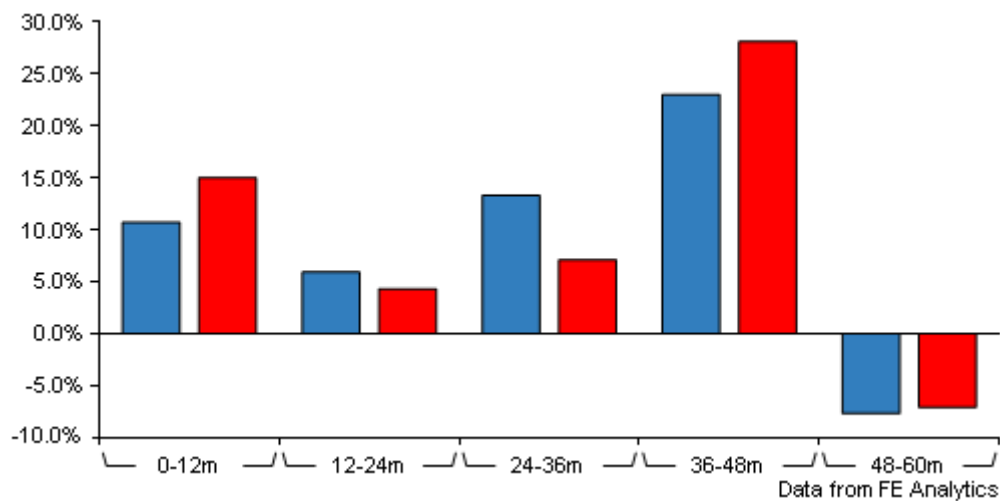
Unit Type	ACC
Mid	334.76(GBX)
Price Date	17 May 2024
Yield	3.10

Codes

Citicode	GQ4S
SEDOL	B7S9KM9
ISIN	GB00B7S9KM94

BNY Mellon Global Income Inst W Acc GBP

Discrete Performance



	0-12m	12m-24m	24m-36m	36m-48m	48m-60m
BNY Mellon Global Income Inst W Acc GBP	+10.7	+5.9	+13.3	+23.0	-7.7
IA Global Equity Income	+15.0	+4.3	+7.1	+28.1	-7.1
Rank within sector	43 / 52	17 / 50	5 / 49	30 / 46	27 / 44
Quartile	4	2	1	3	3

All prices in Pence Sterling (GBX) unless otherwise specified. Price total return performance figures are calculated on a bid price to bid price basis (mid to mid for OEICs) with net income (dividends) reinvested. Performance figures are shown in Pound Sterling (GBP).

Contact Details

Address BNY Mellon Centre, 160 Queen Victoria Street, London, EC4V 4LA

Telephone numbers 0207 163 8888 (Main Number)

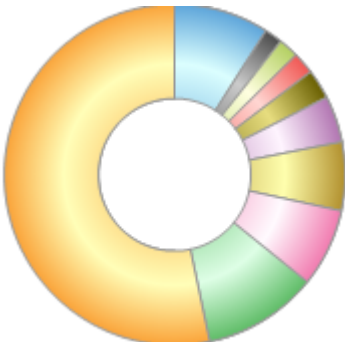
Website www.bnymellonim.com

Email salessupport@bnymellon.com

BNY Mellon Global Income Inst W Acc GBP

Asset Allocation (31 Mar 2024)

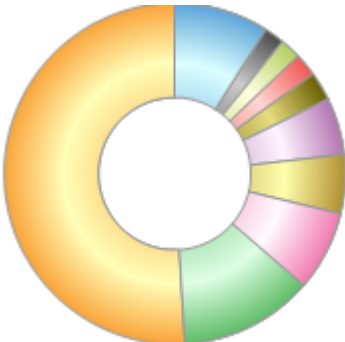
Rank	Asset Classes	%
1	US Equities	53.29
2	UK Equities	10.91
3	French Equities	7.42
4	German Equities	6.54
5	Swiss Equities	4.37
6	South Korean Equities	2.82
7	Spanish Equities	2.05
8	Indonesian Equities	1.92
9	Canadian Equities	1.69
10	Others	8.99



Powered by data from FE fundinfo

Regional Breakdown (30 Apr 2024)

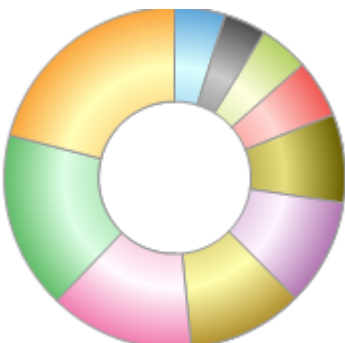
Rank	Regions	%
1	USA	51.00
2	UK	12.68
3	France	7.56
4	Switzerland	5.63
5	Germany	5.36
6	Korea	2.68
7	Hong Kong	2.19
8	Money Market	2.03
9	Spain	1.92
10	Others	8.95



Powered by data from FE fundinfo

Sector Breakdown (30 Apr 2024)

Rank	Sectors	%
1	Financials	20.95
2	Consumer Staples	16.89
3	Health Care	13.70
4	Consumer Discretionary	10.99
5	Utilities	10.05
6	Industrials	8.40
7	Telecommunications	5.53
8	Energy	4.67
9	Basic Materials	4.01
10	Others	4.81



Powered by data from FE fundinfo

Top Holdings (30 Apr 2024)

Rank	Largest Holdings	%
1	Sanofi	3.27
2	CME Group Inc. Class A	3.26

BNY Mellon Global Income Inst W Acc GBP

Rank	Largest Holdings	%
3	Dominion Energy Inc	2.90
4	Cisco Systems, Inc.	2.85
5	Medtronic Plc	2.80
6	PepsiCo, Inc.	2.68
7	Samsung Electronics Co., Ltd.	2.68
8	Publicis Groupe SA	2.21
9	AIA Group Limited	2.19
10	Exelon Corporation	2.15