

BlackRock UK Smaller Companies D Acc


What is the Fund's objective?

The Fund aims to provide a return on your investment (generated through an increase in the value of the assets held by the Fund) over the long term (5 or more consecutive years beginning at the point of investment). The Fund invests at least 70% of its total assets in the equity securities (e.g. shares) of smaller companies incorporated, or listed on a stock exchange, in the United Kingdom which the investment adviser (IA) considers to have above average growth prospects. Smaller companies are those whose market capitalisations are similar to that of companies in the Numis Smaller Companies plus AiM ex-Investment Trusts Index at the time of the Fund's investment. The market capitalisation of a company is the share price of the company multiplied by the number of shares issued. The Fund has the flexibility to invest outside of the asset class set out above. The IA may use derivatives (i.e. investments the prices of which are based on one or more underlying assets) to reduce risk within the Fund's portfolio, reduce investment costs and generate additional income. The Fund is actively managed and the IA has discretion to select the Fund's investments. In doing so, the IA will refer to the Numis Smaller Companies plus AiM ex-Investment Trusts Index (the "Index") when constructing the Fund's portfolio, and also for risk management purposes to ensure that the active risk (i.e. degree of deviation from the index) taken by the Fund remains appropriate given the Fund's investment objective and policy. The IA is not bound by the components or weighting of the Index when selecting investments. The IA may also use its discretion to invest in securities not included in the Index in order to take advantage of specific investment opportunities. However, the geographical scope of the investment objective and policy may have the effect of limiting the extent to which the portfolio holdings will deviate from the Index. The Index should be used by unitholders to compare the performance of the Fund. Recommendation: This Fund may not be appropriate for short-term investment.

Fund Information

Sector	IA UK Smaller Companies
Asset Class	Equity
Launch Date	08-May-1987
Fund Size	£403.7m / \$512.9m (30-Apr-2024)
Fund Manager	Roland Arnold

How does FE fundinfo rate this fund?

FE fundinfo Crown Rating	
AFI	NO
Risk Score	124

Other ratings

Morningstar Analyst Rating	
----------------------------	---

Investment Details

Initial Charge	0.00%
Annual Charges	0.75%
Note to charges	Initial Charges: max.;
Minimum Initial Investment	£ 100,000
Minimum Additional Investment	£ 100
Dividend Policy	Feb 25, Aug 29 (Final)

Prices

Unit Type	ACC
Bid	1278.19(GBX)
Offer	1296.07(GBX)
Price Date	17 May 2024
Yield	1.73

Codes

Citicode	04RY
SEDOL	B4LHDZ3
ISIN	GB00B4LHDZ30

BlackRock UK Smaller Companies D Acc

Cumulative Performance



	3m	6m	1yr	3yrs	5yrs
BlackRock UK Smaller Companies D Acc	+8.4	+13.2	+11.3	-14.0	+20.4
IA UK Smaller Companies	+9.7	+16.3	+10.8	-13.1	+19.1
Rank within sector	36 / 47	41 / 47	24 / 47	23 / 46	20 / 45
Quartile	4	4	2	2	2

Contact Details

Address 12 Throgmorton Avenue,
London, EC2N 2DL

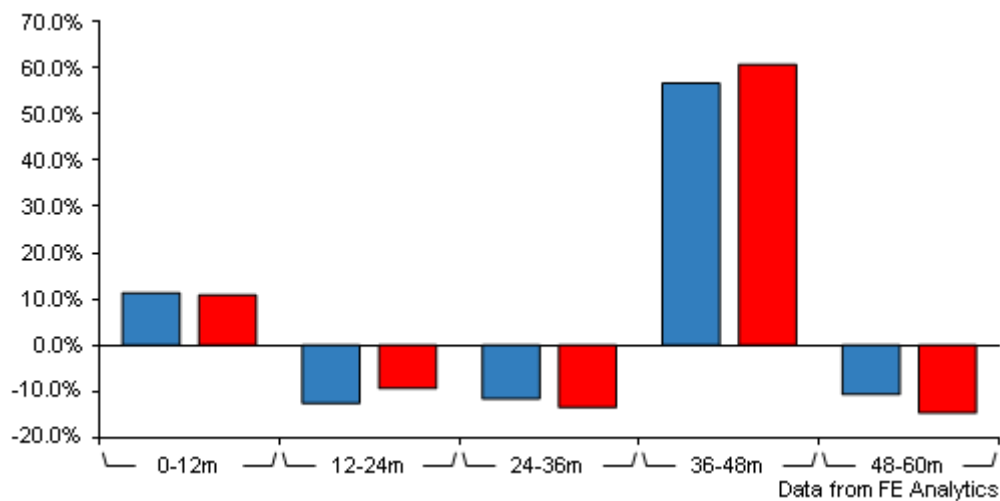
Telephone numbers 020 7743 1000 (Fax Number)
0800 445 522 (Main Number)

Website www.blackrock.co.uk

Email uk.investor@blackrock.com

BlackRock UK Smaller Companies D Acc

Discrete Performance



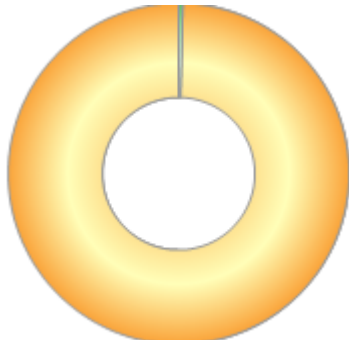
	0-12m	12m-24m	24m-36m	36m-48m	48m-60m
<div>BlackRock UK Smaller Companies D Acc</div>	+11.3	-12.6	-11.6	+56.7	-10.7
<div>IA UK Smaller Companies</div>	+10.8	-9.4	-13.5	+60.8	-14.7
Rank within sector	24 / 47	33 / 47	20 / 46	28 / 45	15 / 45
Quartile	2	3	2	3	2

All prices in Pence Sterling (GBX) unless otherwise specified. Price total return performance figures are calculated on a bid price to bid price basis (mid to mid for OEICs) with net income (dividends) reinvested. Performance figures are shown in Pound Sterling (GBP).

BlackRock UK Smaller Companies D Acc

Asset Allocation (31 Mar 2024)

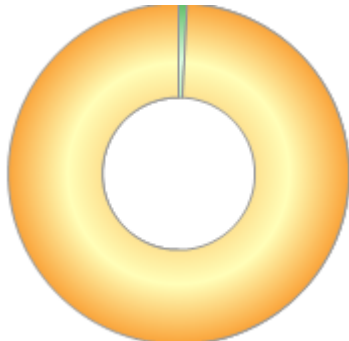
Rank	Asset Classes	%
1	UK Equities	99.61
2	Money Market	0.39



Powered by data from FE fundinfo

Regional Breakdown (30 Apr 2024)

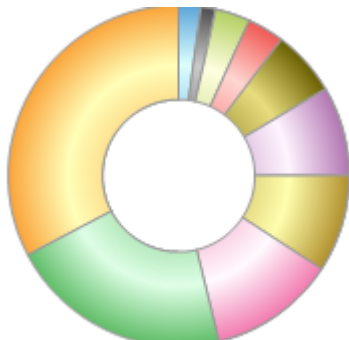
Rank	Regions	%
1	United Kingdom	99.22
2	Cash and Derivatives	0.78



Powered by data from FE fundinfo

Sector Breakdown (30 Apr 2024)

Rank	Sectors	%
1	Industrials	32.73
2	Consumer Discretionary	21.14
3	Financials	12.00
4	Technology	9.17
5	Basic Materials	8.46
6	Other	6.19
7	Energy	3.47
8	Telecommunications	3.33
9	Health Care	1.44
10	Others	2.07



Powered by data from FE fundinfo

Top Holdings (30 Apr 2024)

Rank	Largest Holdings	%
1	GAMMA COMMUNICATIONS PLC	2.66
2	4IMPRINT GROUP PLC	2.66

BlackRock UK Smaller Companies D Acc

Rank	Largest Holdings	%
3	HILL & SMITH PLC	2.58
4	CHEMRING GROUP PLC	2.47
5	BREEDON GROUP PLC	2.42
6	WORKSPACE GROUP PLC	2.23
7	BLOOMSBURY PUBLISHING PLC	2.09
8	INTEGRAFIN HOLDINGS PLC	2.01
9	TT ELECTRONICS PLC	1.87
10	TATTON ASSET MANAGEMENT PLC	1.84