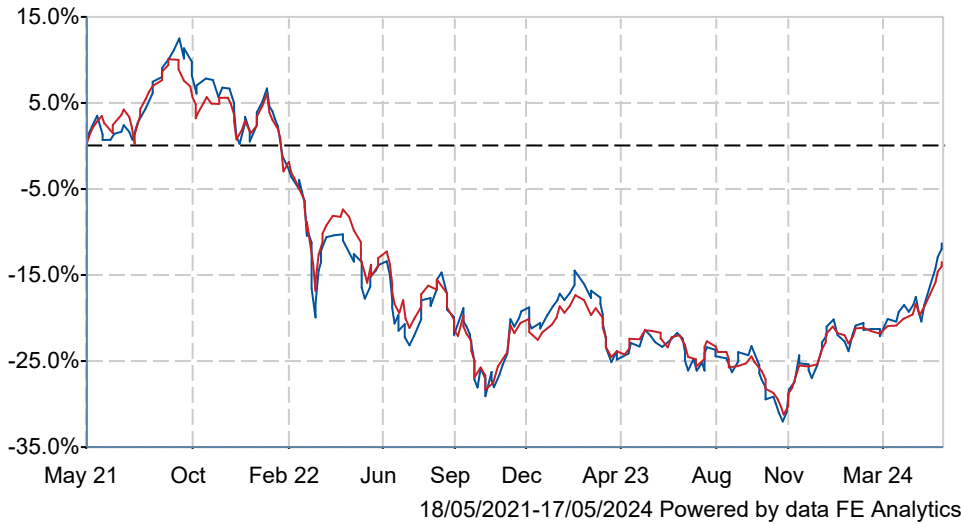




# M&G Smaller Companies I Acc GBP

## What is the Fund's objective?

The Fund aims to deliver a higher total return (the combination of capital growth and income) than the Numis Smaller Companies (ex Investment Trust) Index, net of the Ongoing Charge Figure, over any five year period.

## Cumulative Performance



	3m	6m	1yr	3yrs	5yrs
 M&G Smaller Companies I Acc GBP	+11.8	+18.4	+15.4	-11.1	+17.8
 IA UK Smaller Companies	+9.7	+16.3	+10.8	-13.1	+19.1
Rank within sector	7 / 47	11 / 47	8 / 47	20 / 46	22 / 45
Quartile	1	1	1	2	2

## Fund Information

Sector	IA UK Smaller Companies
Asset Class	Equity
Launch Date	27-Sep-1967
Fund Size	£194.4m / \$247.0m (31-Mar-2024)
Fund Manager	James Taylor Garfield Kiff Hilary Aldridge

## How does FE fundinfo rate this fund?

FE fundinfo Crown Rating	
AFI	NO
Risk Score	134

## Investment Details

Initial Charge	0.00%
Annual Charges	0.00%
Note to charges	Initial Charges: max.;
Minimum Initial Investment	£ 500,000
Minimum Additional Investment	£ 10,000
Dividend Policy	Jan 01, Jul 01 (Final)

## Prices

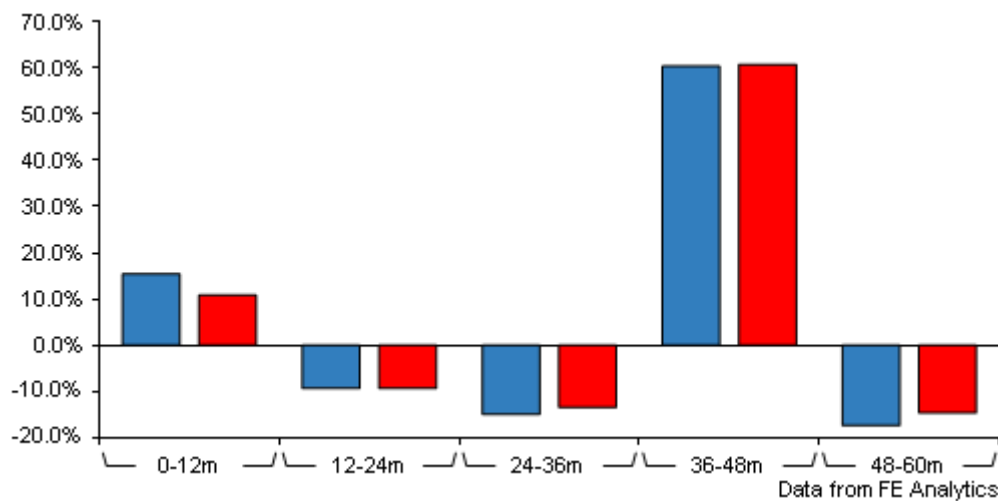
Unit Type	ACC
Mid	2607.76(GBX)
Price Date	17 May 2024
Yield	2.05

## Codes

Citicode	0ZFS
SEDOL	B75DFL8
ISIN	GB00B75DFL82

# M&G Smaller Companies I Acc GBP

## Discrete Performance



	0-12m	12m-24m	24m-36m	36m-48m	48m-60m
<div></div> M&G Smaller Companies I Acc GBP	+15.4	-9.4	-15.0	+60.4	-17.4
<div></div> IA UK Smaller Companies	+10.8	-9.4	-13.5	+60.8	-14.7
Rank within sector	8 / 47	25 / 47	29 / 46	21 / 45	30 / 45
Quartile	1	3	3	2	3

All prices in Pence Sterling (GBX) unless otherwise specified. Price total return performance figures are calculated on a bid price to bid price basis (mid to mid for OEICs) with net income (dividends) reinvested. Performance figures are shown in Pound Sterling (GBP).

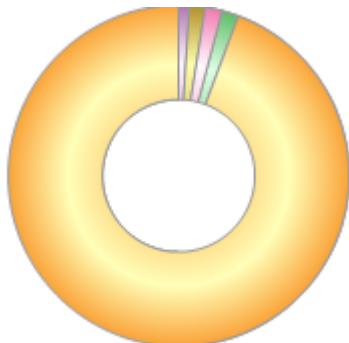
## Contact Details

Address	10 Fenchurch Avenue, London, United Kingdom, EC3M 5AG
Telephone numbers	+44 (0)20 7626 4588 (Main Number)
Website	<a href="http://www.mandg.co.uk">www.mandg.co.uk</a>
Email	<a href="mailto:info@mandg.co.uk">info@mandg.co.uk</a>

# M&G Smaller Companies I Acc GBP

## Asset Allocation (30 Apr 2024)

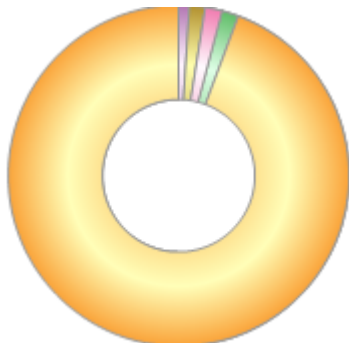
Rank	Asset Classes	%
1	UK Equities	94.30
2	US Equities	1.60
3	Money Market	1.58
4	Chinese Equities	1.50
5	Asia Pacific Emerging Equities	1.02



Powered by data from FE fundinfo

## Regional Breakdown (30 Apr 2024)

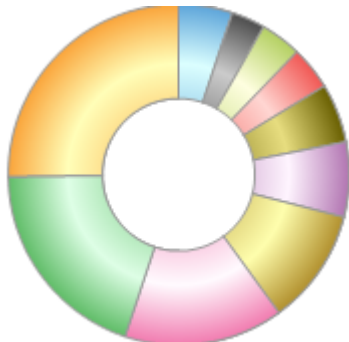
Rank	Regions	%
1	UK	94.30
2	USA	1.60
3	Money Market	1.58
4	China	1.50
5	Vietnam	1.02



Powered by data from FE fundinfo

## Sector Breakdown (31 Mar 2024)

Rank	Sectors	%
1	Industrials	25.20
2	Consumer Discretionary	19.70
3	Financials	15.10
4	Technology	11.00
5	Basic Materials	7.10
6	Real Estate	5.60
7	Consumer Staples	4.10
8	Health Care	3.90
9	Telecommunications	3.20
10	Others	5.10



Powered by data from FE fundinfo

## Top Holdings (31 Mar 2024)

Rank	Largest Holdings	%
1	Hill & Smith Holdings	4.20
2	Premier Foods	3.30

# M&G Smaller Companies I Acc GBP

Rank	Largest Holdings	%
3	Ascential	3.00
4	Coats Group	2.40
5	Chemring Group	2.20
6	Alfa Financial Software Holdings	2.10
7	Spirent Communications	2.10
8	Lancashire Holdings	2.00
9	Mortgage Advice Bureau (Holdings)	2.00
10	Wilmington	2.00