



M&G Global Sustain Paris Aligned I Acc GBP

What is the Fund's objective?

The Fund has two aims: To provide a higher total return (capital growth plus income), net of the Ongoing Charge Figure, than that of the MSCI World Index over any five-year period; and To invest in companies that contribute towards the Paris Agreement climate change goal.

Cumulative Performance



	3m	6m	1yr	3yrs	5yrs
 M&G Global Sustain Paris Aligned I Acc GBP	+3.8	+11.5	+17.7	+37.0	+82.1
 IA Global	+4.6	+14.0	+17.6	+22.3	+59.0
Rank within sector	386 / 563	442 / 556	287 / 546	78 / 478	51 / 402
Quartile	3	4	3	1	1

Fund Information

Sector	IA Global
Asset Class	Equity
Launch Date	19-Dec-1967
Fund Size	£712.9m / \$905.6m (31-Mar-2024)
Fund Manager	John William Olsen Lucy Hancock Randeep Somel

How does FE fundinfo rate this fund?

FE fundinfo Crown Rating	
AFI	NO
Risk Score	92

Investment Details

Initial Charge	0.00%
Annual Charges	0.00%
Note to charges	Annual Management Charges: ;
Minimum Initial Investment	£ 500,000
Minimum Additional Investment	£ 10,000
Dividend Policy	Sep 01 (Final)

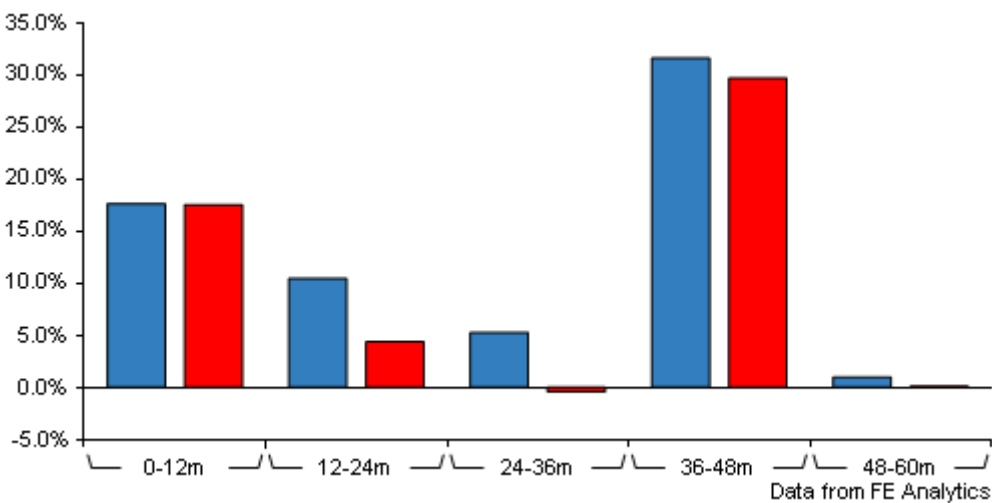
Prices

Unit Type	ACC
Mid	4094.68(GBX)
Price Date	17 May 2024
Yield	0.66

Codes

Citicode	0ZE2
SEDOL	B77HHZ6
ISIN	GB00B77HHZ62

M&G Global Sustain Paris Aligned I Acc GBP



	0-12m	12m-24m	24m-36m	36m-48m	48m-60m
<div></div> M&G Global Sustain Paris Aligned I Acc GBP	+17.7	+10.5	+5.3	+31.7	+1.0
<div></div> IA Global	+17.6	+4.4	-0.4	+29.8	+0.1
Rank within sector	287 / 546	42 / 522	136 / 478	167 / 441	201 / 402
Quartile	3	1	2	2	2

All prices in Pence Sterling (GBX) unless otherwise specified. Price total return performance figures are calculated on a bid price to bid price basis (mid to mid for OEICs) with net income (dividends) reinvested. Performance figures are shown in Pound Sterling (GBP).

Contact Details

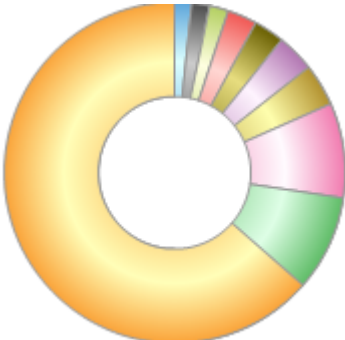
Address	10 Fenchurch Avenue, London, United Kingdom, EC3M 5AG
Telephone numbers	+44 (0)20 7626 4588 (Main Number)
Website	www.mandg.co.uk
Email	info@mandg.co.uk

M&G Global Sustain Paris Aligned I Acc

GBP

Asset Allocation (30 Apr 2024)

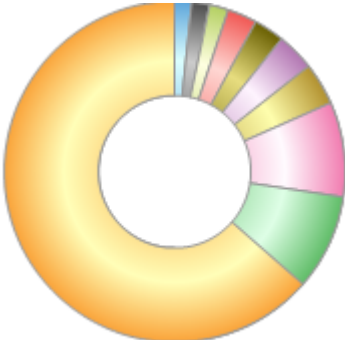
Rank	Asset Classes	%
1	US Equities	63.63
2	UK Equities	9.09
3	Danish Equities	8.99
4	Japanese Equities	3.98
5	Money Market	3.56
6	German Equities	2.90
7	Indian Equities	2.83
8	Swiss Equities	1.75
9	Dutch Equities	1.70
10	Chinese Equities	1.58



Powered by data from FE fundinfo

Regional Breakdown (30 Apr 2024)

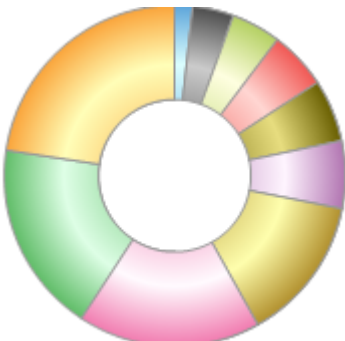
Rank	Regions	%
1	USA	63.63
2	UK	9.09
3	Denmark	8.99
4	Japan	3.98
5	Money Market	3.56
6	Germany	2.90
7	India	2.83
8	Switzerland	1.75
9	Netherlands	1.70
10	China	1.58



Powered by data from FE fundinfo

Sector Breakdown (31 Mar 2024)

Rank	Sectors	%
1	Financials	22.60
2	Information Technology	18.20
3	Industrials	17.30
4	Health Care	13.80
5	Communication Services	6.40
6	Consumer Staples	5.90
7	Consumer Discretionary	5.50
8	Materials	4.70
9	Cash	3.90
10	Utilities	1.70



Powered by data from FE fundinfo

Top Holdings (31 Mar 2024)

Rank	Largest Holdings	%
1	Microsoft	7.80
2	Novo Nordisk	5.80

M&G Global Sustain Paris Aligned I Acc

GBP

3	Alphabet	5.10
4	Unitedhealth Group	5.00
5	Schneider Electric	4.50
6	Tokio Marine	3.80
7	Visa	3.70
8	Manhattan Associates	3.70
9	American Express	3.70
10	Unilever	3.10