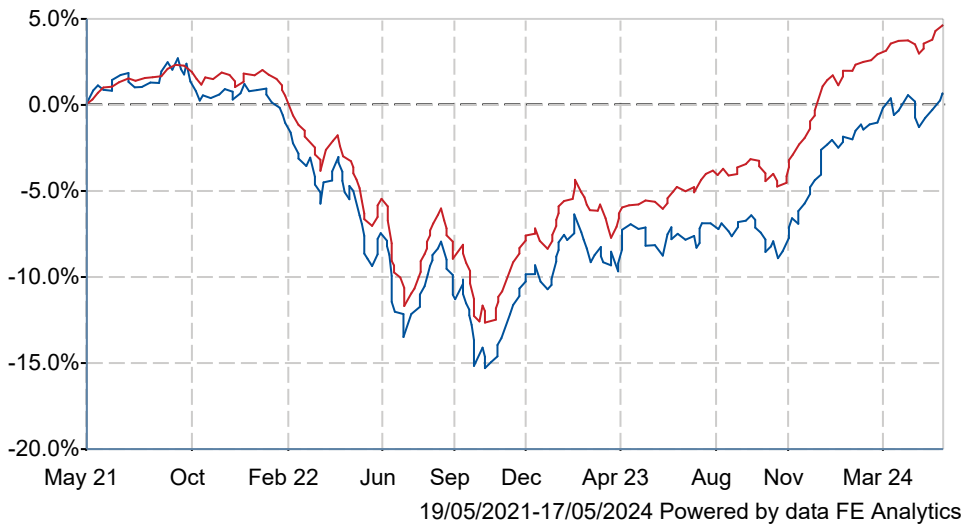




M&G Global High Yield Bond I Acc GBP

What is the Fund's objective?

The Fund aims to provide a higher total return (the combination of capital growth and income), net of the Ongoing Charge Figure, than that of the ICE BofAML Global High Yield Index (GBP Hedged) over any five-year period.

Cumulative Performance



	3m	6m	1yr	3yrs	5yrs
 M&G Global High Yield Bond I Acc GBP	+1.9	+7.2	+9.8	+0.6	+10.1
 IA Sterling High Yield	+1.9	+7.0	+11.0	+4.5	+16.2
Rank within sector	17 / 30	11 / 29	20 / 29	23 / 29	22 / 24
Quartile	3	2	3	4	4

Fund Information

Sector	IA Sterling High Yield
Asset Class	Fixed Interest
Launch Date	16-Oct-1998
Fund Size	£1,293.0m / \$1,642.6m (31-Mar-2024)
Fund Manager	Stefan Isaacs Luke Coho

How does FE fundinfo rate this fund?

FE fundinfo Crown Rating	
AFI	NO
Risk Score	50

Other ratings

Morningstar Analyst Rating	
----------------------------	--

Investment Details

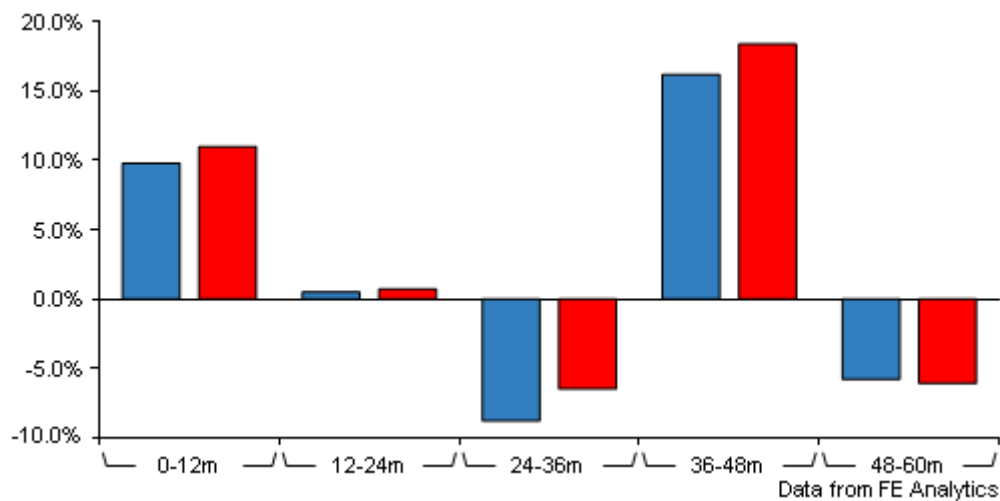
Initial Charge	0.00%
Annual Charges	0.00%
Note to charges	Initial Charges: max.;
Minimum Initial Investment	£ 500,000
Minimum Additional Investment	£ 10,000
Dividend Policy	Jan 01, Feb 01, Mar 01, Apr 01, May 01, Jun 01 (Final), Jul 01, Aug 01, Sep 01, Oct 01, Nov 01, Dec 01

Prices

Unit Type	ACC
Mid	1558.90(GBX)
Price Date	17 May 2024
Yield	6.07

M&G Global High Yield Bond I Acc GBP

Discrete Performance



	0-12m	12m-24m	24m-36m	36m-48m	48m-60m
<div></div> M&G Global High Yield Bond I Acc GBP	+9.8	+0.5	-8.8	+16.2	-5.8
<div></div> IA Sterling High Yield	+11.0	+0.7	-6.5	+18.4	-6.1
Rank within sector	20 / 29	17 / 29	23 / 29	18 / 27	13 / 24
Quartile	3	3	4	3	3

All prices in Pence Sterling (GBX) unless otherwise specified. Price total return performance figures are calculated on a bid price to bid price basis (mid to mid for OEICs) with net income (dividends) reinvested. Performance figures are shown in Pound Sterling (GBP).

Codes

Citicode	0ZEE
SEDOL	B4Z1M21
ISIN	GB00B4Z1M213

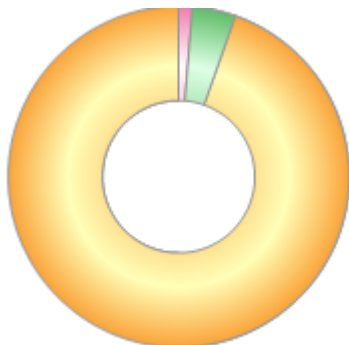
Contact Details

Address	10 Fenchurch Avenue, London, United Kingdom, EC3M 5AG
Telephone numbers	+44 (0)20 7626 4588 (Main Number)
Website	www.mandg.co.uk
Email	info@mandg.co.uk

M&G Global High Yield Bond I Acc GBP

Asset Allocation (31 Mar 2024)

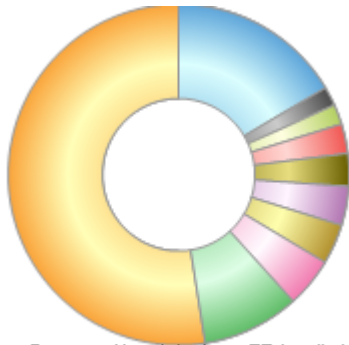
Rank	Asset Classes	%
1	Fixed Rate	94.57
2	Money Market	4.08
3	Global Government Fixed Interest	1.33
4	Equities	0.01



Powered by data from FE fundinfo

Regional Breakdown (30 Apr 2024)

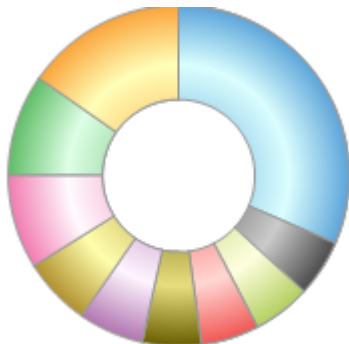
Rank	Regions	%
1	USA	52.47
2	UK	9.23
3	France	4.73
4	Money Market	3.84
5	Germany	3.67
6	Mexico	3.14
7	Netherlands	2.77
8	Luxembourg	1.85
9	Italy	1.81
10	Others	16.49



Powered by data from FE fundinfo

Sector Breakdown (31 Mar 2024)

Rank	Sectors	%
1	Energy	15.25
2	Healthcare	9.68
3	Media	8.92
4	Leisure	6.47
5	Telecommunications	6.16
6	Services	5.56
7	Automotive	5.54
8	Basic Industry	5.51
9	Consumer Goods	5.44
10	Others	31.47



Powered by data from FE fundinfo

Top Holdings (30 Apr 2024)

Rank	Largest Holdings	%
1	PETROLEOS MEXICANOS 6.5% 13/03/2027	1.32
2	CCO HOLDINGS LLC 5.5% 01/05/2026	0.92

M&G Global High Yield Bond I Acc GBP

Rank	Largest Holdings	%
3	TREASURY NOTE 3.25% 30/06/2027	0.90
4	ROYAL CARIBBEAN CRUISES LTD 9.25% 15/01/2029	0.87
5	FORD MOTOR CREDIT COMPANY LLC 4.95% 28/05/2027	0.81
6	CIVITAS RESOURCES INC 8.375% 01/07/2028	0.80
7	LEVI STRAUSS & CO 3.375% 15/03/2027	0.71
8	CELANESE US HOLDINGS LLC 6.165% 15/07/2027	0.70
9	CONTINENTAL RESOURCES INC 5.75% 15/01/2031	0.63
10	MIDAS OPCO HOLDINGS LLC 5.625% 15/08/2029	0.62