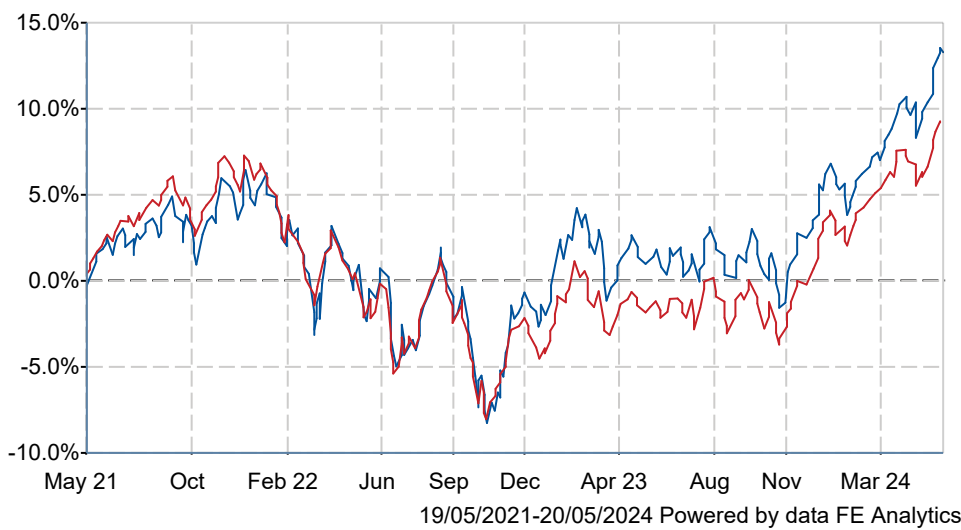


WS Prudential Risk Managed Passive 5 P Acc

What is the Fund's objective?

The Sub-fund aims to achieve long-term (in excess of 5 years) total return (the combination of income and growth of capital) by investing in a mix of assets from around the world and aims to limit volatility over rolling 5 year periods to 17%. There is no guarantee that the volatility target will be met and at any time the actual volatility may be higher or lower than the long term target.

Cumulative Performance



		3m	6m	1yr	3yrs	5yrs
■	WS Prudential Risk Managed Passive 5 P Acc	+6.5	+10.6	+11.8	+13.9	+33.3
■	IA Volatility Managed	+4.2	+9.1	+10.4	+9.2	+23.9

Fund Information

Sector	IA Volatility Managed
Asset Class	Mixed Asset
Launch Date	09-Sep-2015
Fund Size	£136.5m / \$173.4m (17-May-2024)
Fund Manager	Philip Butler

How does FE fundinfo rate this fund?

FE fundinfo Crown Rating	★★★★★
AFI	NO
Risk Score	69

Investment Details

Initial Charge	0.00%
Annual Charges	0.23%
Note to charges	n/a
Minimum Initial Investment	£ 500,000
Minimum Additional Investment	£ 25,000
Dividend Policy	Oct 31 (Final)

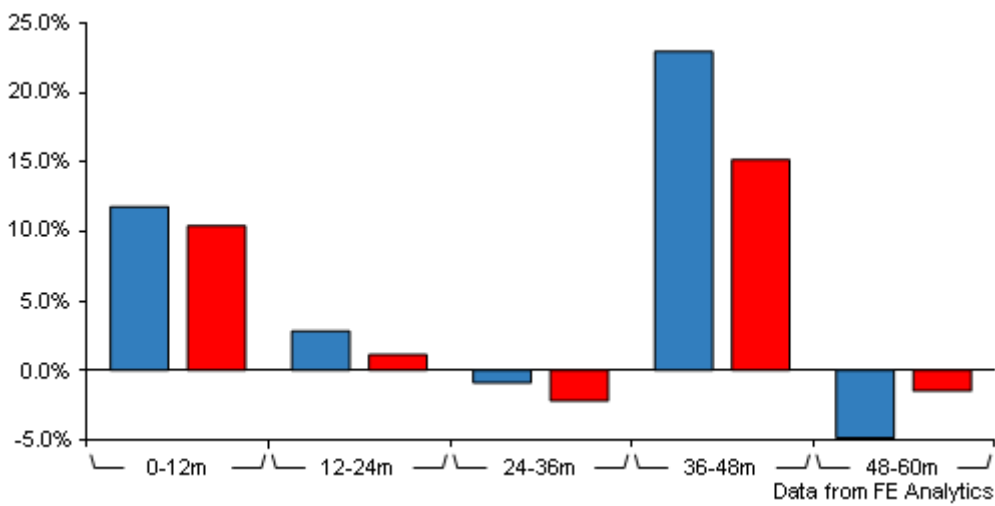
Prices

Unit Type	ACC
Mid	180.47(GBX)
Price Date	20 May 2024
Yield	2.21

Codes

Citicode	MEMD
SEDOL	BVYV072
ISIN	GB00BVYV0721

WS Prudential Risk Managed Passive 5 P Acc



	0-12m	12m-24m	24m-36m	36m-48m	48m-60m
WS Prudential Risk Managed Passive 5 P Acc	+11.8	+2.8	-0.9	+23.0	-4.9
IA Volatility Managed	+10.4	+1.1	-2.2	+15.2	-1.5

All prices in Pence Sterling (GBX) unless otherwise specified. Price total return performance figures are calculated on a bid price to bid price basis (mid to mid for OEICs) with net income (dividends) reinvested. Performance figures are shown in Pound Sterling (GBP).

Contact Details

Address 2nd Floor, 20 22 Bedford Row,
London, United Kingdom, WC1R 4EB

Telephone numbers 03459 220044 (Main Number)

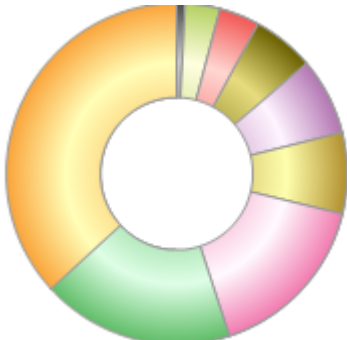
Website www.waystone.com

Email investorservices@linkgroup.co.uk

WS Prudential Risk Managed Passive 5 P Acc

Asset Allocation (30 Apr 2024)

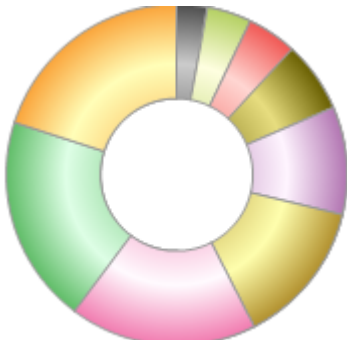
Rank	Asset Classes	%
1	International Equities	36.82
2	International Bonds	18.22
3	UK Equities	16.21
4	Others	7.72
5	Alternative Trading Strategies	7.27
6	Money Market	5.87
7	UK Corporate Bonds	3.77
8	Property	3.29
9	Cash and Equivalents	0.83



Powered by data from FE fundinfo

Regional Breakdown (30 Apr 2024)

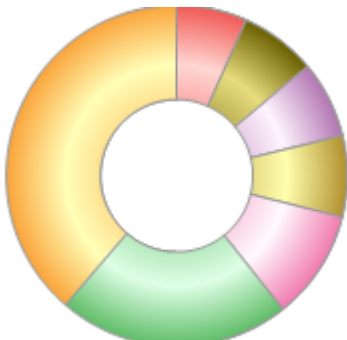
Rank	Regions	%
1	UK	20.00
2	Property	19.73
3	North America	17.74
4	Developed Europe - Excl UK	13.70
5	Emerging Asia	10.23
6	Cash and Equivalents	6.70
7	Other Regions	4.74
8	Japan	4.23
9	Australia & New Zealand	2.93



Powered by data from FE fundinfo

Sector Breakdown (30 Apr 2024)

Rank	Sectors	%
1	Other Sectors	38.70
2	Bonds	21.99
3	Financials	10.43
4	Industrials	7.69
5	Alternative Trading Strategies	7.27
6	Technology	7.22
7	Cash and Equivalents	6.70



Powered by data from FE fundinfo

Top Holdings (30 Apr 2024)

Rank	Largest Holdings	%
1	BlackRock iShares UK Equity Index Class X	17.83
2	BlackRock iShares Pacific ex Japan Equity Index Class X	9.53

WS Prudential Risk Managed Passive 5

P Acc

3	BlackRock iShares Corporate Bond Index Class X	9.52
4	M&G (LUX) FCP Sterling Liquidity Fund Z6A Acc	6.97
5	Legal & General European Index Trust C	6.79
6	BlackRock (Dublin) iShares US Corporate Bond Index Fund	6.16
7	BlackRock iShares US Equity Index Class X	5.59
8	BlackRock iShares Emerging Markets Equity Index Class X	4.02
9	BlackRock iShares Japan Equity Index Class X	4.02
10	Legal & General Global Infrastructure Index Class C	2.99