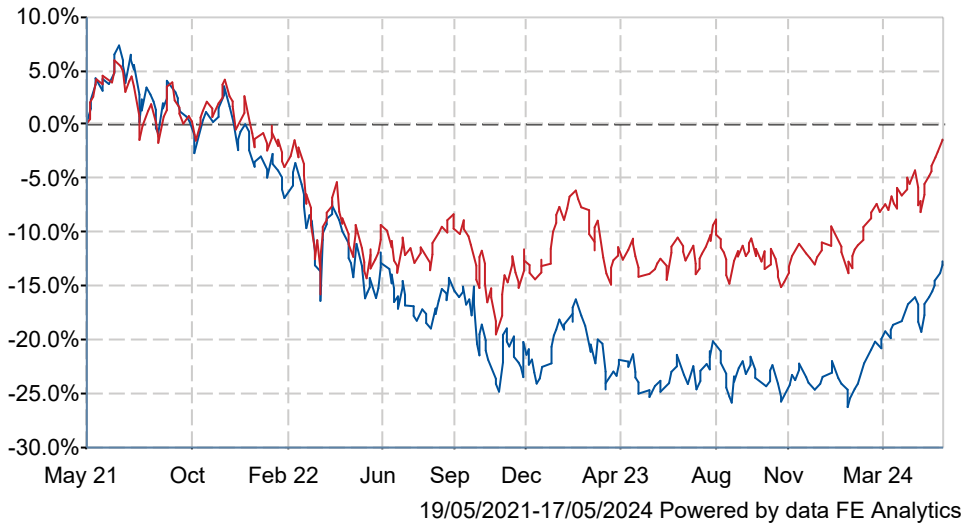




Candriam Equities L Emerging Markets RU Cap GBP

What is the Fund's objective?

Candriam Equities L Emerging Markets is a sub-fund of the Candriam Equities L sicav. This sub-fund invests principally in equities in emerging countries of Asia, Latin America, Central and Eastern Europe. These securities are quoted on local and international markets.

Cumulative Performance



	3m	6m	1yr	3yrs	5yrs
 Candriam Equities L Emerging Markets RU Cap GBP	+9.9	+13.2	+15.2	-11.7	+27.7
 IA Global Emerging Markets	+7.4	+11.3	+13.7	-0.7	+23.1
Rank within sector	24 / 168	49 / 168	62 / 166	126 / 152	59 / 132
Quartile	1	2	2	4	2

Fund Information

Sector	IA Global Emerging Markets
Asset Class	Equity
Launch Date	02-Jun-1994
Fund Size	£787.8m / \$1,000.8m (17-May-2024)
Fund Manager	Jan Boudewijns Mohamed Lamine Saidi

How does FE fundinfo rate this fund?

FE fundinfo Crown Rating	
AFI	NO
Risk Score	109

Investment Details

Initial Charge	3.50%
Annual Charges	0.80%
Note to charges	Initial Charges: max.;
Minimum Initial Investment	n/a
Minimum Additional Investment	n/a
Dividend Policy	Apr 25 (Final)

Prices

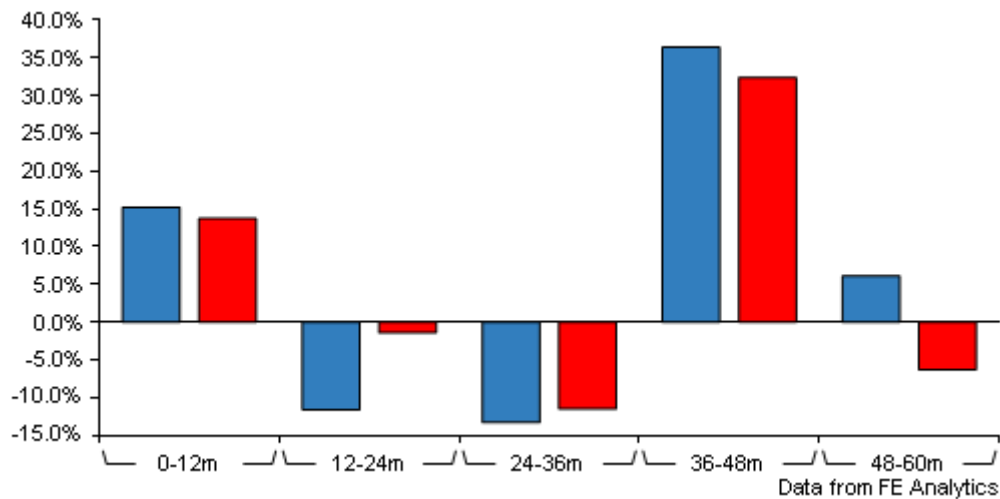
Unit Type	ACC
Mid	285.81(GBP)
Price Date	17 May 2024
Yield	n/a

Codes

Citicode	E7NU
SEDOL	BDBB9F0
ISIN	LU1269737307

Candriam Equities L Emerging Markets RU Cap GBP

Discrete Performance



	0-12m	12m-24m	24m-36m	36m-48m	48m-60m
Candriam Equities L Emerging Markets RU Cap GBP	+15.2	-11.6	-13.3	+36.4	+6.1
IA Global Emerging Markets	+13.7	-1.4	-11.5	+32.4	-6.3
Rank within sector	62 / 166	159 / 160	91 / 152	33 / 138	13 / 132
Quartile	2	4	3	1	1

All prices in Pence Sterling (GBX) unless otherwise specified. Price total return performance figures are calculated on a bid price to bid price basis (mid to mid for OEICs) with net income (dividends) reinvested. Performance figures are shown in Pound Sterling (GBP).

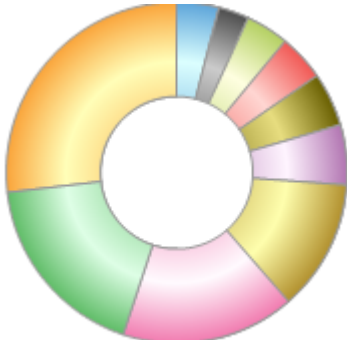
Contact Details

Address	Candriam Luxembourg, SERENITY Bloc B, 19-21 route d'Arlon, STRASSEN, L-8009
Telephone numbers	+ 352 2797-1 (Main Number)
Website	www.candriam.com

Candriam Equities L Emerging Markets RU Cap GBP

Asset Allocation (30 Apr 2024)

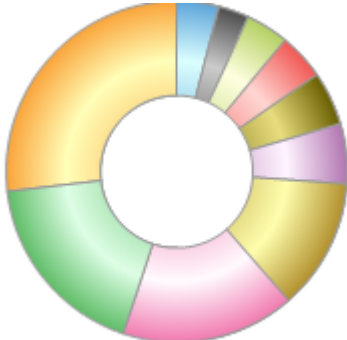
Rank	Asset Classes	%
1	China Equities	26.85
2	India Equities	18.05
3	Taiwan Equities	16.51
4	Korea Republic of Equities	12.45
5	Brazil Equities	5.67
6	South Africa Equities	5.08
7	Other Equities	4.37
8	Turkey Equities	4.07
9	Mexico Equities	2.92
10	Others	4.03



Powered by data from FE fundinfo

Regional Breakdown (30 Apr 2024)

Rank	Regions	%
1	China	26.85
2	India	18.05
3	Taiwan	16.51
4	Korea Republic of	12.45
5	Brazil	5.67
6	South Africa	5.08
7	Other	4.37
8	Turkey	4.07
9	Mexico	2.92
10	Others	4.03



Powered by data from FE fundinfo

Top Holdings (30 Apr 2024)

Rank	Largest Holdings	%
1	TAIWAN SEMICONDUCTOR MANUFACTURING CO LTD	9.10
2	SAMSUNG ELECTRONICS CO LTD	5.21
3	TENCENT HOLDINGS LTD	3.83
4	SK HYNIX INC	2.39
5	BHARTI AIRTEL LTD	2.17
6	MEITUAN	2.15
7	GOLD FIELDS LTD	2.12
8	RELIANCE INDUSTRIES LTD	2.08
9	CHINA MERCHANTS BANK CO LTD	2.03
10	CMOC GROUP LTD	1.71