



L&G Investec UK Smaller Companies

Fund objective

The Fund aims to provide capital growth (to grow the value of your investment) over at least 5 years. The Fund invests primarily (at least two-thirds) in the shares of UK smaller companies and in related derivatives (financial contracts whose value is linked to the price of the shares of such UK companies).

Detailed fund information

Unit name L&G Investec UK Smaller Companies

FE fundinfo Crown Rating 

Sector UK Smaller Companies

Domicile United Kingdom

Fund currency GBX

Unit currency GBX

Launch date 17-Oct-2012

Fund size (as at 17-May-2024) £0.9m

Primary asset class Equity

Inc / Acc Accumulating

Price and charges

Bid price (as at 17-May-2024) GBX 363.00

Offer price (as at 17-May-2024) GBX 363.00

Initial charge n/a

Annual charge 0.75%

Codes

Citicode GU7J

ISIN GB00B7Z3N362

Management information

Fund manager Matt Evans

Start date 01-Nov-2017

Address One Coleman Street, London

Tel +44 (0) 20 3124 3277 (Main Number)

Website www.lgim.com

Past performance overview fund vs. sector



17/05/2019 - 17/05/2024 Powered by data from FE fundinfo

Cumulative performance (%)

	YTD	3m	6m	1y	3ys	5ys
L&G Investec UK Smaller Companies	+9.7	+9.3	+14.4	+8.1	-20.6	+9.0
UK Smaller Companies	+8.5	+9.4	+15.0	+10.4	-14.0	+11.0

Discrete performance (%)

	YTD	2023	2022	2021	2020	2019
L&G Investec UK Smaller Companies	+9.7	+0.3	-31.8	+15.1	+16.3	+24.5
UK Smaller Companies	+8.5	+0.9	-24.6	+17.2	+3.5	+24.1

Growth of £1000 over 3 years

Total return performance of the fund rebased to 1000. Your actual return would be reduced by the cost of buying and selling the fund, and inflation.





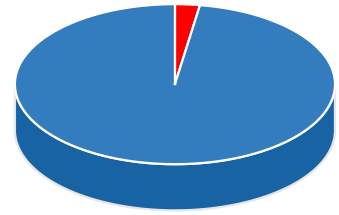
■ Fund

20/05/2021 - 17/05/2024 Powered by data from FE fundinfo



All prices in Pence Sterling (GBX) unless otherwise specified. Price performance figures are calculated on a bid price to bid price basis with net income (dividends) reinvested. Performance figures are shown in Sterling.

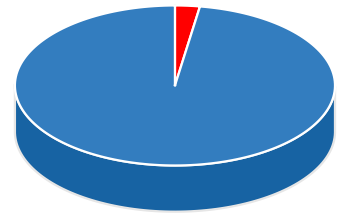
Asset allocation

Key	Rank	Asset class	% of Fund (30.04.2024)
A 	1	UK Equities	97.5
B 	2	Cash	2.5












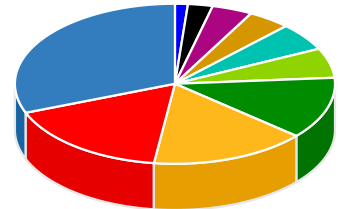
Regional breakdown

Key	Rank	Region	% of Fund (30.04.2024)
A 	1	UK	97.5
B 	2	Cash	2.5



Sector breakdown

Key	Rank	Sector	% of Fund (30.04.2024)
A 	1	Industrials	30.9
B 	2	Technology	17.0
C 	3	Consumer Discretionary	15.8
D 	4	Financials	12.5
E 	5	Health Care	6.0
F 	6	Consumer Staples	5.6
G 	7	Telecommunications	4.3
H 	8	Basic Materials	4.1
I 	9	Cash	2.5
J 	10	Energy	1.3



Top ten holdings

Rank	Holding	% of Fund (30.04.2024)
1	Boku Inc	4.0
2	Puretech Health Plc	3.6
3	Ascential Plc	3.3
4	Funding Circle Holdings Plc	3.1
5	Jet2 Plc	2.8
6	AJ Bell Plc	2.7
7	JTC Plc	2.7
8	Oxford Instruments Plc	2.6
9	Ricardo Plc	2.4
10	Gamma Communications Plc	2.3