



abrdn Sterling Corporate Bond Platform 1 Acc GBP

What is the Fund's objective?

To generate income and some growth over the long term (5 years or more) by investing in Sterling-denominated investment grade corporate bonds. Performance Target: To exceed the Investment Association Sterling Corporate bond Sector Average return (after charges) over 1 year and be top quartile over rolling three year periods. The Performance Target is the level of performance that the management team hopes to achieve for the fund. There is however no certainty or promise that they will achieve the Performance Target. The ACD believes this is an appropriate target for the fund based on the investment policy of the fund and the constituents of the sector.

Cumulative Performance



	3m	6m	1yr	3yrs	5yrs
 abrdn Sterling Corporate Bond Platform 1 Acc GBP	+2.3	+5.5	+8.6	-9.6	+0.5
 IA Sterling Corporate Bond	+2.1	+4.9	+7.5	-6.8	+2.1
Rank within sector	28 / 97	27 / 95	19 / 95	59 / 90	49 / 85
Quartile	2	2	1	3	3

Fund Information

Sector	IA Sterling Corporate Bond
Asset Class	Fixed Interest
Launch Date	09-Jul-1990
Fund Size	£172.9m / \$219.6m (26-Apr-2024)
Fund Manager	Adam Walker Roger Webb

How does FE fundinfo rate this fund?

FE fundinfo Crown Rating	
AFI	NO
Risk Score	69

Investment Details

Initial Charge	0.00%
Annual Charges	0.50%
Note to charges	Initial Charges: max.;
Minimum Initial Investment	£ 1,000,000
Minimum Additional Investment	n/a
Dividend Policy	Feb 28 (Final), May 31, Aug 31, Nov 30

Prices

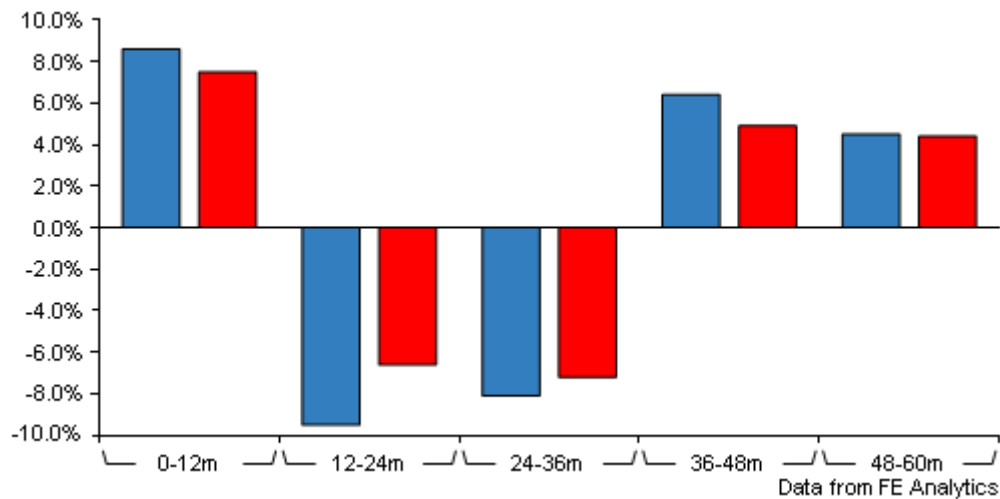
Unit Type	ACC
Mid	155.80(GBX)
Price Date	17 May 2024
Yield	5.13

Codes

Citicode	04RF
SEDOL	BYYR0Y8
ISIN	GB00BYYR0Y84

abrdn Sterling Corporate Bond Platform 1 Acc GBP

Discrete Performance



	0-12m	12m-24m	24m-36m	36m-48m	48m-60m
<div></div> abrdn Sterling Corporate Bond Platform 1 Acc GBP	+8.6	-9.5	-8.1	+6.4	+4.5
<div></div> IA Sterling Corporate Bond	+7.5	-6.6	-7.2	+4.9	+4.4
Rank within sector	19 / 95	84 / 93	57 / 90	17 / 90	39 / 85
Quartile	1	4	3	1	2

All prices in Pence Sterling (GBX) unless otherwise specified. Price total return performance figures are calculated on a bid price to bid price basis (mid to mid for OEICs) with net income (dividends) reinvested. Performance figures are shown in Pound Sterling (GBP).

Contact Details

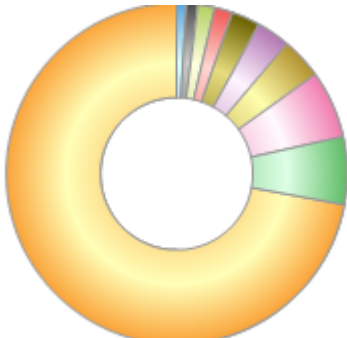
Address Aberdeen Standard Fund Managers Limited, Bow Bells House, 1 Bread Street, London, EC4M 9HH

Telephone numbers 0345 113 6966 (Main Number)

Website www.aberdeenstandard.com

Asset Allocation (31 Mar 2024)

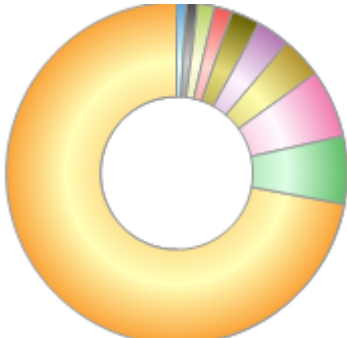
Rank	Asset Classes	%
1	United Kingdom Corporate Fixed Interest	72.10
2	France Corporate Fixed Interest	6.40
3	United States of America Corporate Fixed Interest	6.40
4	Germany Corporate Fixed Interest	3.90
5	Other Corporate Fixed Interest	3.20
6	Switzerland Corporate Fixed Interest	2.70
7	Spain Corporate Fixed Interest	1.70
8	Denmark Corporate Fixed Interest	1.60
9	Italy Corporate Fixed Interest	1.10
10	Cash	0.90



Powered by data from FE fundinfo

Regional Breakdown (31 Mar 2024)

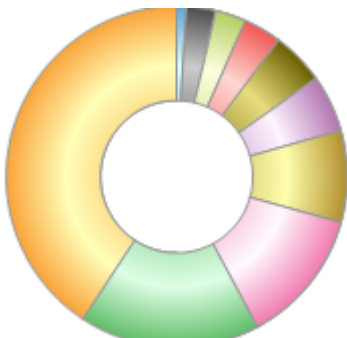
Rank	Regions	%
1	United Kingdom	72.10
2	France	6.40
3	United States of America	6.40
4	Germany	3.90
5	Other	3.20
6	Switzerland	2.70
7	Spain	1.70
8	Denmark	1.60
9	Italy	1.10
10	Cash	0.90



Powered by data from FE fundinfo

Sector Breakdown (31 Mar 2024)

Rank	Sectors	%
1	Financials	40.70
2	Utilities	17.10
3	Real Estate	12.80
4	Other	8.70
5	Industrials	5.40
6	Consumer Discretionary	5.00
7	Government	3.60
8	Quasi Sovereign	2.90
9	Telecommunication Services	2.80
10	Cash	0.90



Powered by data from FE fundinfo

Top Holdings (31 Mar 2024)

Rank	Largest Holdings	%
1	Broadgate 5.098% 2035	1.60

abrdn Sterling Corporate Bond Platform 1 Acc GBP

Rank	Largest Holdings	%
2	Societe Generale 6.25% 2033	1.50
3	UK (Govt of) 3.75% 2053	1.50
4	Premiertel 6.175% 2032	1.30
5	Tesco Property 5.774% 2040	1.30
6	Thames Water Utilities Cayman 4.375% 2034	1.20
7	UK (Govt of) 3.25% 2044	1.20
8	Danske Bank 2.25% 2028	1.20
9	Natwest Group 0.00001% 2031	1.20
10	Aviva 4.375% 2049	1.20