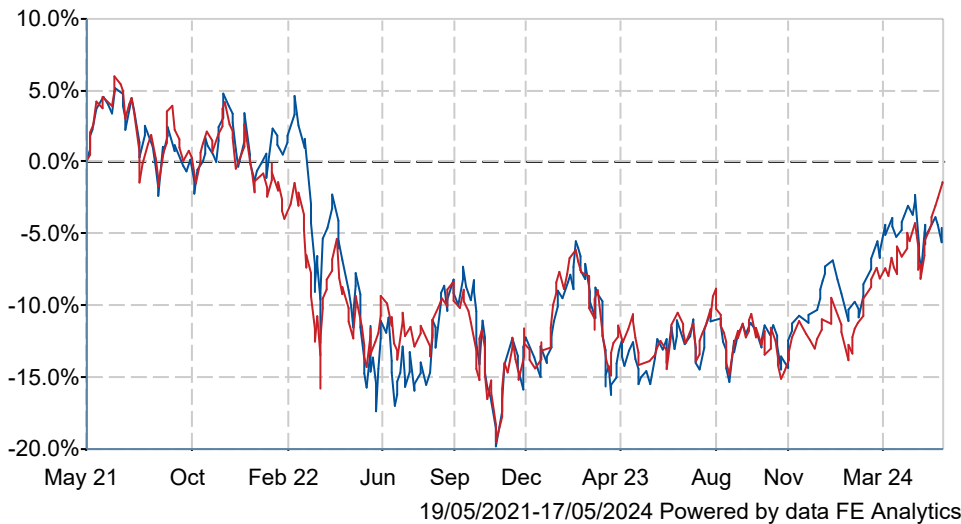




Jupiter Global Emerging Markets I Acc

What is the Fund's objective?

The objective of the Fund is to achieve long term capital growth through investment in the securities of companies incorporated in, or exposed to, emerging market economies worldwide.

Cumulative Performance



	3m	6m	1yr	3yrs	5yrs
 Jupiter Global Emerging Markets I Acc	+2.3	+6.8	+10.2	-4.0	+16.1
 IA Global Emerging Markets	+7.4	+11.3	+13.7	-0.7	+23.1
Rank within sector	162 / 168	150 / 168	127 / 166	89 / 152	106 / 132
Quartile	4	4	4	3	4

Fund Information

Sector	IA Global Emerging Markets
Asset Class	Equity
Launch Date	01-Nov-2010
Fund Size	£21.8m / \$27.7m (17-May-2024)
Fund Manager	Nick Payne

How does FE fundinfo rate this fund?

FE fundinfo Crown Rating	
AFI	NO
Risk Score	110

Investment Details

Initial Charge	0.00%
Annual Charges	n/a
Note to charges	n/a
Minimum Initial Investment	£ 1,000,000
Minimum Additional Investment	£ 50,000
Dividend Policy	Jun 01 (Final)

Prices

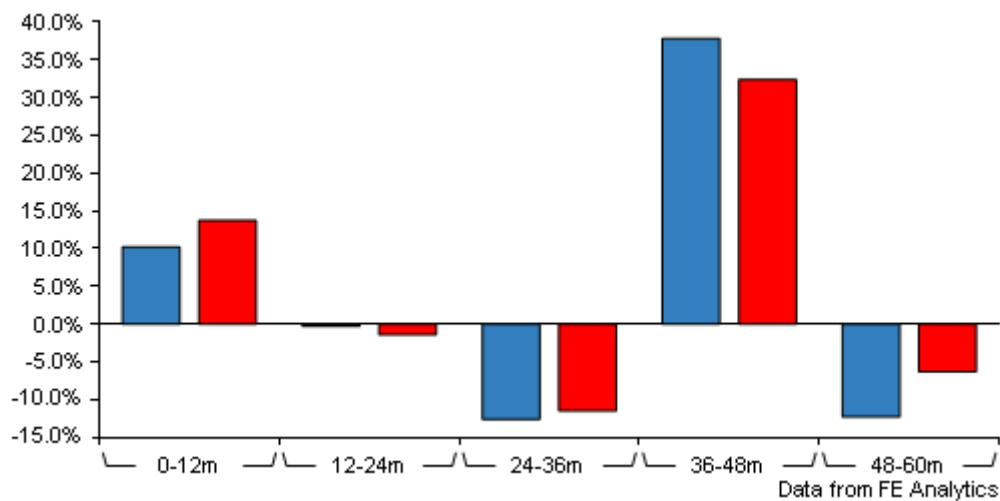
Unit Type	ACC
Mid	75.69(GBX)
Price Date	17 May 2024
Yield	0.67

Codes

Citicode	L9S8
SEDOL	B4PF591
ISIN	GB00B4PF5918

Jupiter Global Emerging Markets I Acc

Discrete Performance



	0-12m	12m-24m	24m-36m	36m-48m	48m-60m
Jupiter Global Emerging Markets I Acc	+10.2	-0.3	-12.6	+37.8	-12.3
IA Global Emerging Markets	+13.7	-1.4	-11.5	+32.4	-6.3
Rank within sector	127 / 166	45 / 160	89 / 152	27 / 138	113 / 132
Quartile	4	2	3	1	4

All prices in Pence Sterling (GBX) unless otherwise specified. Price total return performance figures are calculated on a bid price to bid price basis (mid to mid for OEICs) with net income (dividends) reinvested. Performance figures are shown in Pound Sterling (GBP).

Contact Details

Address The Zig Zag Building, 70
Victoria Street, London,
United Kingdom, SW1E 6SQ

Telephone numbers +44 (0)20 3817 1000 (Dealing
& Administration)
+44 (0)20 3817 1063 (Main
Number)

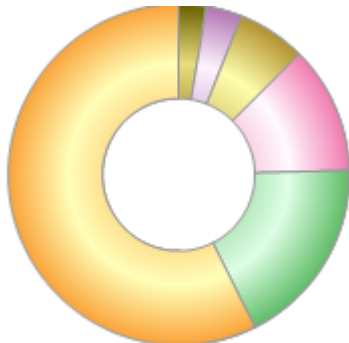
Website www.jupiteram.com

Email clientservices@jupiteram.com

Jupiter Global Emerging Markets I Acc

Asset Allocation (31 Mar 2024)

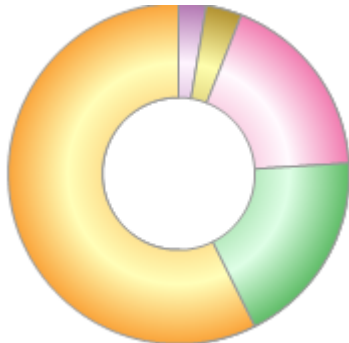
Rank	Asset Classes	%
1	EM Asia Equities	57.40
2	International Equities	18.00
3	DM Americas Equities	12.10
4	EM Americas Equities	6.50
5	DM Pacific Equities	3.40
6	Cash	2.60



Powered by data from FE fundinfo

Regional Breakdown (31 Mar 2024)

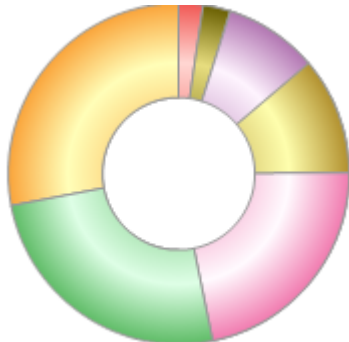
Rank	Regions	%
1	EM Asia	57.40
2	EM Americas	18.60
3	EM Europe, Middle East & Africa	18.00
4	DM Pacific	3.40
5	Cash	2.60



Powered by data from FE fundinfo

Sector Breakdown (31 Mar 2024)

Rank	Sectors	%
1	Information Technology	28.00
2	Financials	25.20
3	Consumer Discretionary	21.90
4	Industrials	11.10
5	Consumer Staples	8.90
6	Cash	2.60
7	Materials	2.30



Powered by data from FE fundinfo

Top Holdings (30 Apr 2024)

Rank	Largest Holdings	%
1	Bank Of Georgia Group Plc	9.59
2	Taiwan Semiconductor Manufacturing	9.16

Jupiter Global Emerging Markets I Acc

Rank	Largest Holdings	%
3	Mercadolibre Inc	6.31
4	Hdfc Bank ADR Representing Three L	5.25
5	Bank Central Asia	4.89
6	Bajaj Finance Ltd	3.91
7	Techtronic Industries Ltd	3.53
8	Jnby Design Ltd	3.52
9	Localiza Rent A Car SA	3.39
10	Leejam Sports	3.29