



# Phoenix Wealth AXA Global Sustainable Distribution (Closed to New Business)

## Fund objective

The Phoenix Wealth AXA Global Sustainable Distribution Fund invests in the AXA Global Sustainable Distribution Fund. The objective of the AXA Global Sustainable Distribution Fund is to achieve income and long-term capital growth over a period of five years or more by investing 50-60% of its Net Asset Value in shares of listed companies which have leading or improving environmental, social and governance practices. The remainder of the Net Asset Value will be invested in index-linked bonds and cash.

## Detailed fund information

**Unit name** Phoenix Wealth AXA Global Sustainable Distribution (Closed to New Business)

## FE fundinfo Crown Rating

**Sector** Specialist

**Domicile** United Kingdom

**Fund currency** GBP

**Unit currency** GBP

**Launch date** 16-Oct-2014

**Fund size** (as at 17-May-2024) £2.2m

**Primary asset class** Mixed Asset

**Inc / Acc** Accumulating

## Price and charges

**Bid price** (as at 17-May-2024) GBP 3.47

**Offer price** (as at 17-May-2024) GBP 3.47

**Initial charge** n/a

**Annual charge** 0.80%

## Codes

**Citicode** KUKF

**ISIN** GB00BQZF2053

## Management information

**Fund manager** David Shaw

**Start date** 06-Jul-2021

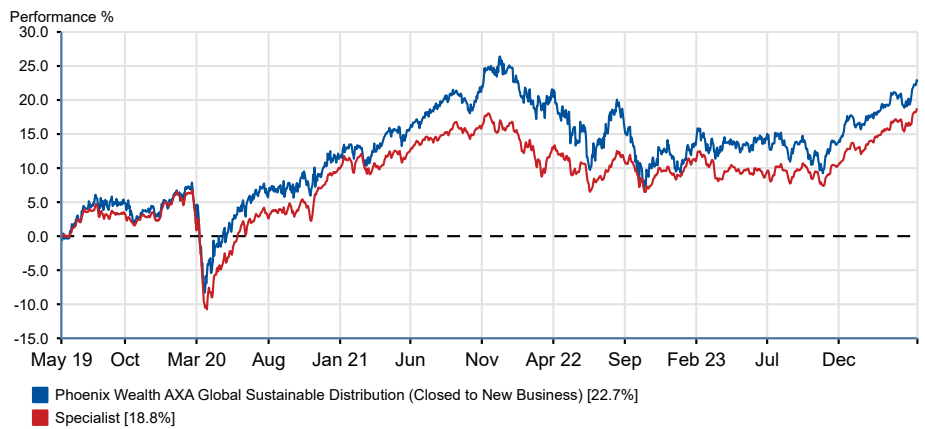
**Address** 1 Wythall Green Way,  
Wythall, Birmingham

**Tel** 0345 129 9993 (Main Number)

**Website** www.phoenixwealth.co.uk

**Email** SIPPenquiries@SIPP-phoenixwealth.co.uk

## Past performance overview fund vs. sector



17/05/2019 - 17/05/2024 Powered by data from FE fundinfo

## Cumulative performance (%)

	YTD	3m	6m	1y	3ys	5ys
Phoenix Wealth AXA Global Sustainable Distribution (Closed to New Business)	+4.2	+3.8	+7.5	+8.2	+6.8	+22.7
Specialist	+4.5	+3.6	+7.6	+8.1	+6.7	+18.8

## Discrete performance (%)

	YTD	2023	2022	2021	2020	2019
Phoenix Wealth AXA Global Sustainable Distribution (Closed to New Business)	+4.2	+6.6	-11.5	+11.8	+7.2	+11.5
Specialist	+4.5	+4.3	-6.5	+6.1	+5.1	+10.7

## Growth of £1000 over 3 years

Total return performance of the fund rebased to 1000. Your actual return would be reduced by the cost of buying and selling the fund, and inflation.



■ Fund

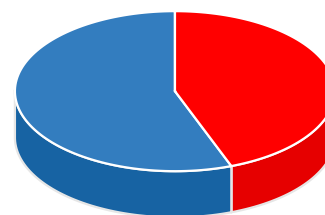
20/05/2021 - 17/05/2024 Powered by data from FE fundinfo

All prices in Pence Sterling (GBX) unless otherwise specified. Price performance figures are calculated on a bid price to bid price basis with net income (dividends) reinvested. Performance figures are shown in Sterling.

# Phoenix Wealth AXA Global Sustainable Distribution (Closed to New Business)

## Asset allocation

Key	Rank	Asset class	% of Fund (30.04.2024)	% of Fund (28.03.2024)
A	1(1)	Equity	55.7	(56.1)
B	2(2)	Bonds	44.3	(43.9)

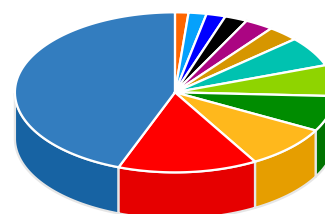


## Regional breakdown

No Breakdown Data available

## Sector breakdown

Key	Rank	Sector	% of Fund (30.04.2024)	% of Fund (28.03.2024)
A	1(1)	Bonds	44.3	(43.9)
B	2(2)	IT	14.1	(14.1)
C	3(3)	Financials	8.8	(8.6)
D	4(4)	Health Care	7.2	(7.5)
E	5(5)	Industrials	6.3	(6.1)
F	6(6)	Cons. disc.	6.1	(5.9)
G	7(7)	Communication Services	3.2	(3.1)
H	8(8)	Cons. stap.	2.9	(2.8)
I	9(9)	Materials	2.3	(2.6)
J	10(10)	Real estate	1.9	(2.4)
K	11(11)	Utilities	1.8	(1.8)
L	12(12)	Energy	1.4	(1.3)



## Top ten holdings

Rank	Holding	% of Fund (30.04.2024)	% of Fund (28.03.2024)
1(1)	UK INFLATION-LINKED GILT 0.125% 03/22/2026	4.1	3.9
2(2)	UNITED STATES DEPARTMENT OF THE TREASURY 0.125% BDS 15/01/30 USD100	3.9	3.8
3(3)	MICROSOFT CORPORATION	3.2	3.3
4(4)	US TREASURY INFLATION IDX BONDS 0.125% 01/15/2031	3.0	3.0
5(5)	FRENCH REPUBLIC GOVERNMENT 0.1% 07/25/2038	2.9	2.9
6(6)	UNITED STATES DEPARTMENT OF THE TREASURY 0.25% TB 15/01/25 USD1000	2.8	2.7
7(7)	ALPHABET INC	2.6	2.5
8(8)	UNITED STATES DEPARTMENT OF THE TREASURY 0.125% BDS 15/07/26 USD100	2.5	2.4
9(9)	US TREASURY INFLATION IDX BONDS 0.125% 04/15/2025	2.3	2.3
10(10)	AMAZON.COM, INC.	2.2	2.2